



# VENTED

## Gas Log Sets







# HARGROVE VENTED SETS

The fireplace is a focal point and place to gather around when there is a chill in the air. Our Vented Sets provide beauty and warmth to complete the desired cozy atmosphere.

Hargrove offers a comprehensive selection of log styles, sizes, burner options, and control systems to fulfill everything your hearth desires. From traditional log styles like our Fresh Cut Series, to the rugged Char Series, these crisp, detailed looks will bring the appearance and comfort you want. Hargrove's Radiant Heat Series utilizes our Radiant Riser™ technology and other features to promote more heat into the room than any other vented log set on the market. If you have a wood burning fireplace, we have a log set that will bring it to life with the ease of a remote control.

— Beauty, Warmth, Atmosphere —





# RADIANT HEAT SERIES

Radiant Heat logs redefine the role of a vented gas log set. Our revolutionary molding process captures all the detail you expect from Hargrove in ceramic fiber for maximum heat radiance.



The Radiant Heat series is available in 21" to 36" sizes and is compatible with E-Burner, H-Burner, HC Burner, or System 4 Burner Kits. Single Side and See Thru models are available.

Control Options include:

- Manual Safety Pilot (1B)
- On/off Remote Control (1H,2A,2B)  
2A and 2B remote is not included in burner kit
- Variable Flame Remote Control (1F)
- Variable Flame Remote Control and Electronic Ignition (3F,3X)

# Woodland Timbers

## Radiant Heat Technology

**Ceramic Fiber Logs** – The properties of our Timbers Series ceramic fiber logs are different than refractory or concrete logs. Refractory logs radiate some heat, but mostly absorb the heat into the body of the log. Our Timbers Series ceramic fiber logs push or radiate heat off of the heated surface of the log into the living space thus taking full advantage of the heat being produced by the flame.

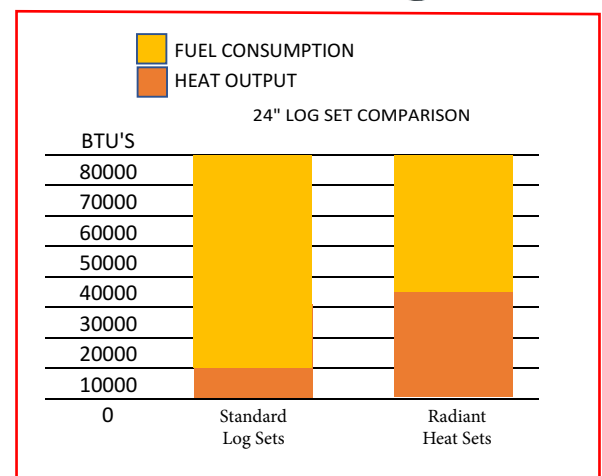
**H-Burner** – To help achieve the most radiant heat it is important to heat more surface area on the logs. Although all of our burner systems work fine with the Timbers Series, our H-Burner produces the largest body of flame thus maximizing the radiant heat output.

**Radiant Riser** (included in Radiant Heat sets) – This U-Shaped log piece helps by creating a heat chamber in the middle of the log stack.

**Radiant Glow Bracket** (included in Radiant Heat sets) – A piece that attaches to the back of the H-Burner which bridges the gap between the back wall of the burner and the Radiant Riser. The barrier created directs the flame and heat to the heat chamber thus maximizing the radiant heat production.



- A – Back Log
- B – Radiant Riser
- C – Radiant Glow Bracket
- D – H-Burner





# CHARRED SERIES

Hargrove's Charred Style log sets bring realism to your hearth with our lovely bark detail, smoky charring and natural log stacks.



## Magnificent Inferno



Blazing Pecan



Supreme Ponderosa



Inferno

The Charred Series is available in 18" to 36" sizes, while the Blazing Pecan and Inferno are available in sizes up to 30" and the Supreme Ponderosa goes all the way up to 42", 48", and 60". Single Side and See Thru models are available.

Control Options include:

- Manual Safety Pilot (1B)
- On/off Remote Control (1H, 2A, 2B)  
2A and 2B remote is not included in burner kit
- Variable Flame Remote Control (1F)
- Variable Flame Remote Control and Electronic Ignition (3F, 3X)



## Twilight Inferno

### Burner Kit Options

**E Burner** - The E Burner (EB) is a single burner system designed to produce a large glowing ember bed and full bodied, balanced flame that comes up in the middle of the log stack.

**H Burner** - The H Burner (HB) is a dual burner system designed to produce a large glowing ember bed and a deeper flame pattern which is ideal for two-piece front log or open log stacks.

**HC Burner** - The Hidden Controls Burner (HC) incorporates the H Burner design and performance with a premium shielding feature that allows for various valve systems to be hidden from view.

**System 4 Burner** - The System 4 Burner (SF) is specifically designed for Liquid Propane applications. One of the main challenges with using a sand pan style burner (E Burner or H Burner) with propane applications is these burners deposit heavy black soot on the gas logs. The System 4 Burner is designed with controlled porting and optimal fuel to air ratios that create a cleaner burn which results in less soot deposits on the logs.



**E Burner**



**H Burner**



**HC Burner**



**System 4 Burner**



# FRESH CUT SERIES

Fresh Cut Series log sets provide unburned, natural realism and a traditional look to your hearth with our deep bark and intricate split wood textures.



Grand Oak



Mountain Timber



Classic Oak

The Fresh Cut series is available in 18" to 30" sizes, while the Classic Oak is available in 16" and Western Pine in 15". The Grand Oak, Hargrove Select, and Western Pine are also available in 42" and 48" sizes. Single Side and See Thru models are available.

Control Options include:

- Manual Safety Pilot (1B)
- On/off Remote Control (1H,2A,2B)  
2A and 2B remote is not included in burner kit
- Variable Flame Remote Control (1F)
- Variable Flame Remote Control and Electronic Ignition (3F,3X)





Western Pine

## Burner Kit Options

**E Burner** - The E Burner (EB) is a single burner system designed to produce a large glowing ember bed and full bodied, balanced flame that comes up in the middle of the log stack.

**H Burner** - The H Burner (HB) is a dual burner system designed to produce a large glowing ember bed and a deeper flame pattern which is ideal for two-piece front log or open log stacks.

**HC Burner** - The Hidden Controls Burner (HC) incorporates the H Burner design and performance with a premium shielding feature that allows for various valve systems to be hidden from view.

**System 4 Burner** - The System 4 Burner (SF) is specifically designed for Liquid Propane applications. One of the main challenges with using a sand pan style burner (E Burner or H Burner) with propane applications is these burners deposit heavy black soot on the gas logs. The System 4 Burner is designed with controlled porting and optimal fuel to air ratios that create a cleaner burn which results in less soot deposits on the logs.



E Burner



H Burner



HC Burner



System 4 Burner

# PINNACLE SERIES

The Pinnacle Series incorporates a unique two-level burner system with two vertical log stack options.



Everest Stack



Sierra Stack

The Pinnacle series is available in 15" to 30" sizes and uses the Pinnacle Burner System. The Everest Stack is 24" tall, while the shorter Sierra Stack is 14" tall. The Pinnacle Burner System is compatible with Single Side fireplaces only.

Control Options include:

- Manual Safety Pilot (1T)
  - Manual (1T) valves can be upgraded to on/off or variable flame remote control
- Variable Flame Remote Control and Electronic Ignition (3F)



# OLDE WORLD BASKET

The Olde World Basket fills your home with European charm. Offered with detailed logs or warm, glowing coals, it's perfect for small fireplaces.



Set with Coals

The Olde World Basket is available only in 19" and can be used with Coals or Logs. The Olde World Basket is compatible with Single Side fireplaces only.

Control Options include:

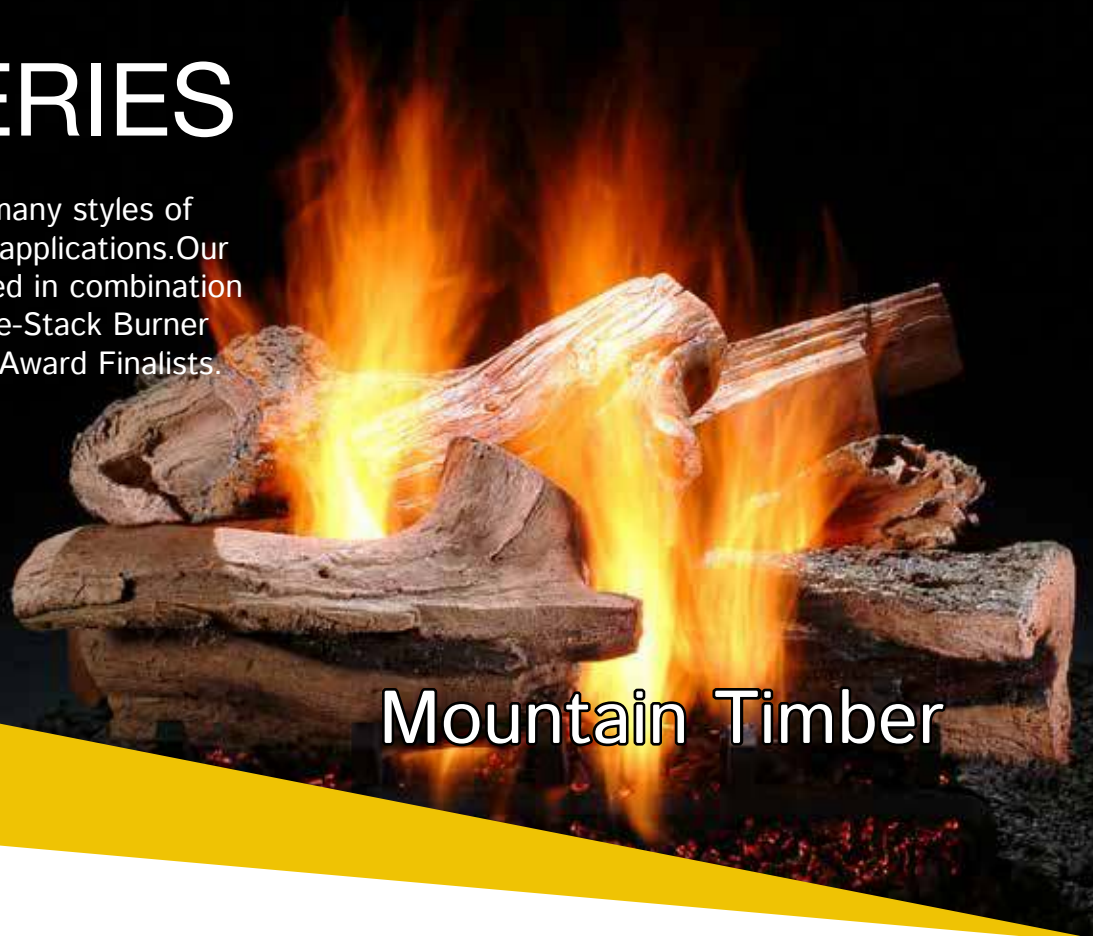
- Manual Safety Pilot (1T)
  - Manual (1T) valves can be upgraded to on/off or variable flame remote control



Set with Logs

# LARGE SERIES

Hargrove's Large Sets feature many styles of massive logs for large fireplace applications. Our Kodiak Series logs were designed in combination with our Double-Stack and Triple-Stack Burner Systems, and were 2008 Vesta Award Finalists.



Mountain Timber

The Mountain Timber Set is available in 30" to 60" sizes and uses the Ember Supreme Burner system. Mountain Timber Sets are compatible with Single Side fireplaces.

Mountain Timber Control Options include:

- Manual Safety Pilot (1B)
- On/off Remote (2B) remote not included in burner kit



Summit Oak

The Summit Oak Set is available in 36" to 48" sizes and uses the Summit Burner System. Summit Oak sets are compatible with Single Side fireplaces.

Summit Oak Control Options include:

- On/off Remote (2B) remote not included in burner kit





## Kodiak Char Double Stack

The Kodiak Char and Split sets are available in 24" to 60" sizes and is compatible with either the Double Stack Burner or Triple Stack Burner. Kodiak sets are compatible with Single Side fireplaces.

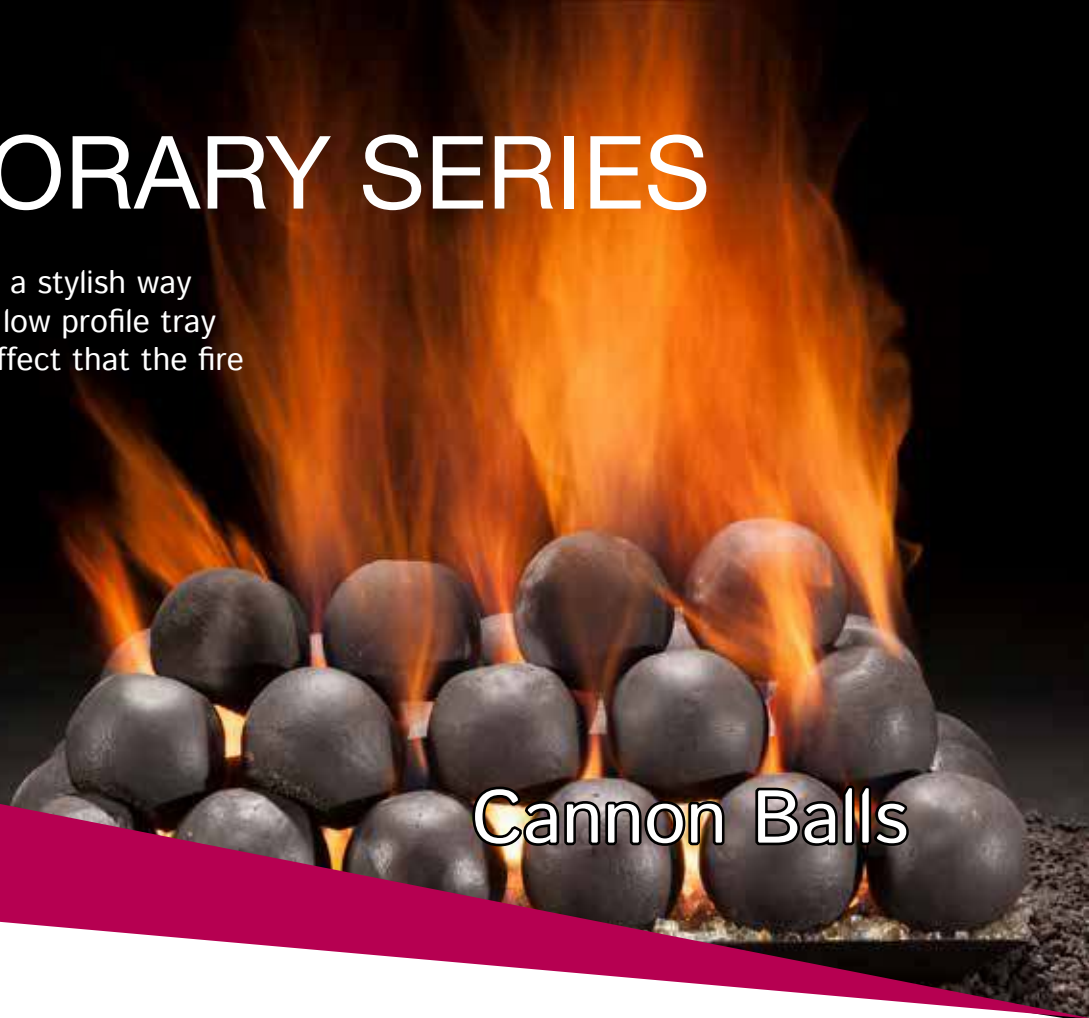
Kodiak Char and Split Control Options include:

- Variable Flame Remote Control (1F)
- On/off Remote (2B) remote not included in burner kit



# CONTEMPORARY SERIES

The Contemporary series provides a stylish way to add flare to your fireplace. The low profile tray formed burner gives the elegant effect that the fire is rising out of the fireplace floor.



Cannon Balls



River Stones



Blue Fireglass



Driftwood

The Contemporary series is available in 18" to 30" sizes and uses the Full Pan burner system. The Full Pan burner system is compatible with Single Side and See Thru fireplaces.

Burner Media Options include:

- Driftwood, Western Pine, and Oak Logs
- Cannon Balls
- River Stones
- Fire Glass

Control Options include:

- Manual Safety Pilot (1B)
- On/off Remote Control (1H,2A,2B)  
2A and 2B remote is not included in burner kit
- Variable Flame Remote Control (1F)




# GAS LOG ACCESSORIES

## PINECONES




Place in front of Control Valves  
or around log set

## ACORNS



Place in the ember bed or  
around the log set

## FIBER CHAR CHUNKS



Charred pieces to spread around the  
fireplace floor and the ember bed

## CHAR CHIP KIT



Char twigs to spread around the  
fireplace floor and ember bed

## COMBO KIT



Pine Cone, Twig, and Bark Chips  
to add to your fireplace floor

## PEDESTAL GRATE FACING



Decorative grate front that adds a  
distinguished look to your gas log set

## BARK CHIP KIT



Fresh cut bark pieces to spread around  
the fireplace floor and ember bed

## TWIG KIT



Small branches to add to the log stack or  
fireplace floor

## EMBER ENHANCING KIT



Front burner attachment that extends  
the glowing ember bed forward

# BURNERS

Hargrove's Burner Systems are the heart of the vented gas log set, providing warmth and natural flame patterns that recreate the ambiance and beauty of a real wood fire, without the smoke, ashes and mess. Hargrove offers a variety of burner options, and all are designed to work simply and reliably with our vented log models.



E-Burner

- Provides a full body flame and large ember glow area.
- Compatible with single side log styles
- Single Side Fireplaces
- Control Options – Manual Safety Pilot (1B), On/off Remote (1H, 2A), Variable Remote (1F)



H-Burner

- Provides great flame depth and nice ember bed.
- Compatible with single side log styles
- Single Side Fireplaces
- Control Options – Manual Safety Pilot (1B), On/off Remote (1H, 2A), Variable Remote (1F)



HC Burner

- Provides great flame depth a nice ember bed and controls that are hidden from sight
- Compatible with single side log styles
- Single Side Fireplaces
- Control Options – Manual Safety Pilot (1T), Variable Remote (1F), and Electronic Ignition Variable Remote (3F)

-Manual 1T Valves can be upgraded to on/off or variable flame remote control



System 4 Burner

- Designed specifically for Liquid Propane applications to provide a more desirable, less sooty burn than other sand pan burner styles
- System 4 Burner is for Single Side and See Thru Fireplaces
- Control Options – Manual Safety Pilot (1B), On/off Remote (1H), Variable Flame Remote (1F)



See-Thru Burner

- Designed for Two Sided Fireplaces with a minimum depth of 22"
- See Thru Burner is for Two Sided Fireplaces
- Control Options – Manual Safety Pilot (1B), On/off Remote (1H, 2A), Variable Flame Remote (1F)



Full Pan Burner

- Contemporary tray style burner designed for Single Side or Two Sided fireplaces
- Full Pan Burner is for Single Side and Two Sided Fireplaces
- Control Options – Manual Safety Pilot (1B), On/off Remote (1H, 2A), Variable Flame Remote (1F)





### Pinnacle Burner

- Designed for vertical log stacks that can accommodate taller opening fireplaces
- Pinnacle Burner is for Single Side Sided Fireplaces
- Control Options – Manual Safety Pilot (1T), Electronic Ignition Variable Flame (3F)
  - Manual 1T Valves can be upgraded to on/off or variable flame remote control



### Coal Basket Burner

- Designed for smaller fireplace openings and especially Victorian style fireplaces
- Coal Basket Burner is for Single Side Sided Fireplaces
- Control Options – Manual Safety Pilot (1T)
  - Manual 1T Valves can be upgraded to on/off or variable flame remote control



### Double-Stack Burner

- Combines an elevate main burner and a separate ember bed burner, designed for larger fireplaces.
- Double Stack Burner is for Single Side Fireplaces
- Control Options – On/off Remote (2B), Variable Flame Remote (1F)
  - Variable Flame up to 36" size



### Triple Stack Burner

- A third burner added to the rear of the Double Stack burner system for increased height and greater depth
- Stack and Triple Stack Logs
- Triple Stack Burner is for Single Side Fireplaces
- Control Options – On/off Remote (2A)



### Ember Supreme Burner

- Oversized single burner designed to produce taller flames
- Ember Supreme Burner is for Single Side Fireplaces
- Control Options – Manual Safety Pilot (1B), On/off Remote (2A)
  - Manual Safety Pilot up to 36" size



### Summit Burner

- A deep, three level pedestal grate with a combination pan and tube burner design
- Summit Burner is for Single Side Fireplaces
- Control Options – On/off Remote (2B)

# CONTROL SYSTEMS

Hargrove's Control Systems offer the best in safety, convenience, and reliability. The safety feature shuts off gas flow to the system if the pilot is extinguished, and the turn of a knob or activation of a remote gives you the convenience of warmth when you desire.

## PILOT SYSTEMS - BURNER MOUNTED



**CPE**

Manual Safety Pilot



**CPE with LCK**

Manual Safety Pilot with  
on/off Remote



**MHE**

Safety Pilot with Variable Remote



**RME**

Millivolt Safety Pilot with Wall Switch  
• On/off Remote can be added



**RMBE**

High Capacity Millivolt Safety Pilot  
with Wall Switch  
• On/off Remote can be added



# PILOT SYSTEMS - COOL MOUNT



**CP-CMT**

Manual Safety Pilot



**LT-CMT**

Manual Safety Pilot with  
on/off Remote



**MH-CMT**

Safety Pilot with Variable Remote



**RM-CMT**

Millivolt Safety Pilot with Wall Switch  
• On/off Remote can be added



**RMB-CMT**

High Capacity Millivolt Safety Pilot  
with Wall Switch  
• On/off Remote can be added



**AF-CMT**

ECO Manual Safety Pilot  
**AF-LCK** - On/Off Remote Upgrade  
**AF-SCK** - Variable Remote Upgrade

# ELECTRONIC IGNITION SYSTEMS



**AEI-PO**

IPI Valve System with Variable Remote



**MEI-PO**

IPI Valve System with Variable Remote



**DEI-PO**

IPI Valve System with on/off Remote



**CSC**

IPI Valve System with Variable  
Remote concealed under a false floor

