

# HOMECREST™

OUTDOOR LIVING

CLASSIC. CONTEMPORARY. COMFORTABLE.

**2023 COLLECTIONS**



CELEBRATING  
**70**  
Years



## AN ICONIC BRAND

We are proud to be an iconic American brand, crafting durable, timeless outdoor furniture right here in the USA since 1953. Enjoy the outdoors, fresh air, and warm sunshine with Homecrest Outdoor Living as we celebrate our 70th anniversary.





# TABLE OF CONTENTS

Outdoor spaces are more important today than ever before. We crave fresh air and warm sunshine, and we love how time outside leaves us both relaxed and invigorated. With durable, timeless furniture from Homecrest, it's easy to create an outdoor haven that is comfortable and inviting. Browse our full lineup of stylish outdoor furniture so you can transform your outdoor space into your favorite living area.

## CUSHION SEATING

- 6 Allure
- 14 Elements
- 24 Emory
- 30 Grace
- 38 Holly Hill
- 44 Jaxon
- 48 Liberty
- 50 Magneta
- 56 Mila
- 58 Revive
- 64 Sutton
- 68 Wren

## AIR SEATING

- 16 Elements
- 32 Grace
- 42 Infiniti
- 60 Revive

## SLING SEATING

- 8 Allure
- 18 Elements
- 20 Elevate
- 26 Emory
- 34 Grace
- 36 Harbor
- 40 Holly Hill
- 46 Kashton
- 52 Magneta
- 62 Stella
- 66 Sutton

## METAL SEATING

- 10 Allure
- 12 Echo
- 22 Elevate
- 28 Florida
- 54 Manhattan

## TABLES

- 74 Concrete
- 80 Eden
- 84 Latitude
- 88 Mesh
- 92 Mode
- 96 Mode Club
- 100 Sandstone
- 108 Shadow Rock
- 116 Slate
- 124 Stonegate
- 132 Timber

## FIRE TABLES

- 78 Concrete
- 87 Latitude
- 93 Mode
- 104 Sandstone
- 112 Shadow Rock
- 120 Slate
- 128 Stonegate
- 136 Timber

## UMBRELLAS

- 146 Arbor
- 144 Market
- 147 Soren

## OUTDOOR ESSENTIALS

- 141 Fire Jewelry
- 141 Fire Table Accessories
- 143 Throw Pillows
- 144 Umbrellas + Bases

## FABRICS + FINISHES

- 162 Bella-Dura® Fabrics
- 162 Brisa® Fabrics
- 162 COM Fabrics
- 164 Finishes
- 162 Outdura® Fabrics
- 162 Recacril® Fabrics
- 160 Sensation Fabrics
- 161 Slingable Fabrics
- 162 Tempotest® Fabrics
- 162 Welt Fabrics

## EXTRAS

- 163 Antimicrobial Properties
- 150 Contract Markets
- 168 Homecrest History
- 166 Replacements
- 159 Seating Options
- 170 Warranty

**SHOWN IN PHOTO:**

**ELEMENTS HIGH BACK DINING CHAIR | 51379**  
Pebble (Discontinued) | Pebble Welt (Discontinued) | Niko Finish

**48" LATITUDE DINING TABLE | 3748RDLT**  
Niko Finish

**ELEMENTS SWIVEL ROCKER CHAT CHAIR | 5190A**  
Fame Champagne (Discontinued) | Niko Finish

**24" LATITUDE END TABLE | 6224R**  
Niko Finish

**ELEMENTS LOVESEAT | 5142A**  
Fame Champagne (Discontinued) | Niko Finish

**ELEMENTS SOFA | 5143A**  
Cast Shale (Sunbrella) | Niko Finish

**36" x 60" STONEGATE LOUNGE FIRE PIT | 893660XSQT | 89XNC-JLP BASE**  
Pebble Top | Niko Finish | Bronze Fire Jewelry

**24" DOCKSIDE END TABLE | 3128S (DISCONTINUED)**  
Niko Finish

**20" SQUARE PILLOW | 00020**  
Cast Shale (Sunbrella)

**18" SQUARE PILLOW | 00018**  
Fame Champagne (Discontinued)

**18" SQUARE PILLOW | 00018**  
Cast Shale (Sunbrella)

**16" SQUARE PILLOW | 00016**  
Whisper Earth (Discontinued)

**ELEMENTS HIGH BACK DINING CHAIR**

Complement these high back dining chairs with the comfort of an Elements high back swivel rocker. The simple styling of Elements coordinates with all Homecrest collections.



**ELEMENTS LOVESEAT**

Element's DreamCore™ cushions mimic the frame's style to create a versatile, transitional look in all outdoor spaces.



OUTDOOR SEATING

# EXPERIENCE MOTION AND COMFORT

Enjoy the outdoors in utmost relaxation with Homecrest stationary and motion pieces. Homecrest outdoor furniture has been a consumer favorite for decades, offering unsurpassed comfort and exceptional longevity. Available in sling, padded sling, air, metal, and cushion.

## ← EXPERIENCE MOTION

Experience Homecrest's motion pieces with our industry-leading swivel rocker mechanisms.

Made in the USA

# ALLURE CUSHION

## ALUMINUM

Allure cushion is built on the comfort Homecrest is known for. This collection features sumptuous, all-weather cushions; generously proportioned seating; and clean, modern lines in a chic profile. While Allure cushion is exceptionally comfortable, it also allows endless versatility for creating unique seating configurations. This collection is perfect for both residential and commercial usage.



ARMLESS CLUB CHAIR

C 1135A

H: 29" W: 34.5" D: 35.5"  
Seat Ht: 17" Arm Ht: N/A



CLUB CHAIR

C 1137A

H: 29" W: 36.5" D: 35.5"  
Seat Ht: 17" Arm Ht: 28"



### PRODUCT FEATURE

Simply switch the back cushion to create a right arm or left arm club chair for endless configurations.



LEFT OR RIGHT ARM CLUB CHAIR

C 1137LR

H: 29" W: 35.5" D: 35.5"  
Seat Ht: 17" Arm Ht: 28"



CORNER

C 1110A

H: 29" W: 35.5" D: 35.5"  
Seat Ht: 17" Arm Ht: N/A



OTTOMAN

C 1112A

H: 17" W: 35.5" D: 35.5"  
Seat Ht: 17" Arm Ht: N/A



LEFT ARM PILLOW

C 1135POLH

H: 12" W: 4" D: 26.5"  
Seat Ht: N/A Arm Ht: N/A




RIGHT ARM PILLOW

C 1135PORH

H: 12" W: 4" D: 26.5"  
Seat Ht: N/A Arm Ht: N/A



 Cushions are secured to withstand wind and ensure long-lasting performance.

Available in:  Cushion



SHOWN IN PHOTO:

LEFT OR RIGHT ARM CLUB CHAIR | 1137LR  
Blend Indigo (Sunbrella) | Glacier Finish

ARMLESS CLUB CHAIR | 1135A  
Blend Indigo (Sunbrella) | Glacier Finish

CORNER | 1110A  
Blend Indigo (Sunbrella) | Glacier Finish

32" x 52" SLATE LOUNGE FIRE PIT | 893252XSLTT | 89XNC-JLP BASE  
Char Top | Glacier Finish | Sapphire Fire Jewelry

12" x 30" KIDNEY PILLOW | 01230  
Gateway Indigo (Sunbrella)

18" SQUARE PILLOW | 00018  
Spotlight Flame (Discontinued)

18" SQUARE PILLOW | 00018  
Gateway Indigo (Sunbrella)

18" SQUARE PILLOW | 00018  
Canvas Palm (Discontinued)

ALLURE ARMLESS BALCONY STOOL | 1155M  
Onyx Finish

36" SLATE BALCONY TABLE | C36365SLNU | 0834B BASE  
Char Top | Onyx Finish

# ALLURE SLING

## ALUMINUM

The clean lines of the Allure collection, met with the strength and durability of powder-coated aluminum, provide premium comfort. Allure features a field-replaceable double layer sling with no welting and carries an unprecedented sling warranty. The quick-drying café chairs are available with or without arms.



**ARMLESS CAFÉ CHAIR**

**S** 11350  
H: 32.5" W: 20" D: 21"  
Seat Ht: 18" Arm Ht: N/A



**ARMLESS CAFÉ CHAIR**

**S** 12350 **S** 12350-4 (4 Pack\*)  
H: 32.5" W: 21.5" D: 21"  
Seat Ht: 18" Arm Ht: N/A  
(Stackable: 4-6)



**CAFÉ CHAIR**

**S** 11370  
H: 32.5" W: 22.5" D: 21"  
Seat Ht: 18" Arm Ht: 24.5"



**CAFÉ CHAIR**

**S** 12370 **S** 12370-4 (4 Pack\*)  
H: 32.5" W: 24.5" D: 21"  
Seat Ht: 18" Arm Ht: 24.5"  
(Stackable: 4-6)



**CHAT CHAIR**

**S** 11380  
H: 31" W: 28" D: 24.5"  
Seat Ht: 16.5" Arm Ht: 21.5"



**ARMLESS BALCONY STOOL**

**S** 11550  
H: 38.5" W: 20" D: 21"  
Seat Ht: 24" Arm Ht: N/A



**BALCONY STOOL**

**S** 11580  
H: 38.5" W: 24.5" D: 21"  
Seat Ht: 24" Arm Ht: 30.5"



**ARMLESS BAR STOOL**

**S** 11450  
H: 43.5" W: 20" D: 21"  
Seat Ht: 29" Arm Ht: N/A



**BAR STOOL**

**S** 11480  
H: 43.5" W: 24.5" D: 21"  
Seat Ht: 29" Arm Ht: 35.5"



**SOFA**

**S** 11430  
H: 31" W: 78" D: 24.5"  
Seat Ht: 16.5" Arm Ht: 21.5"



**ARMLESS ADJUSTABLE CHAISE**

**S** 11310 **S** 11310-2 (2 Pack\*)  
H: 35" W: 28" L: 77"  
Seat Ht: 16" Arm Ht: N/A  
(Stackable: 4-6)



**ARMLESS ADJUSTABLE CHAISE (with Wheels)**

**S** 11300 **S** 11300-2 (2 Pack\*)  
H: 35" W: 28" L: 77"  
Seat Ht: 16" Arm Ht: N/A  
(Stackable: 4-6)



**ARMLESS ADJUSTABLE DOUBLE CHAISE**

**S** 11310D  
H: 35" W: 50.5" L: 77"  
Seat Ht: 16" Arm Ht: N/A



**ARMLESS ADJUSTABLE DOUBLE CHAISE (with Wheels)**

**S** 11300D  
H: 35" W: 50.5" L: 77"  
Seat Ht: 16" Arm Ht: N/A



**WIND KIT SET**

11370WS - 5.66 lbs  
**Note:** The Wind Kit Set is not available on the chaises. When ordering a sofa, order three sets.

### ▶ TAKE NOTICE

Our café chairs pair with café height tables. Want to use these café chairs with a dining height table? Add a Lift Kit (KIT175) to raise the 37XX series dining base on all Natural Series and Latitude tables an additional 1.75", increasing the table height from dining to café in minutes!

Available in: **S** Sling

\*When ordering multi-pack, quantity of one equals two or four pieces, as denoted in model #-x.



SHOWN IN PHOTO:

CAFE CHAIR | 11370  
Sandbar | Onyx Finish

48" LATITUDE DINING TABLE | 3748RDLT  
Onyx Finish

LIFT KIT | KIT175  
Onyx Finish



### WIND RESISTANT UPGRADE

Need additional weight for windy conditions? Allure's Wind Kit Set (11370WS), consisting of a pair of zinc-plated steel bars, adds an additional 5.66 lbs and easily attaches to the chair's frame. Available in all finishes.

# ALLURE MESH

## ALUMINUM

Homecrest's Allure mesh line is durable and functional. Ideal for patio or poolside, this collection is built for superior weather resistance, whether your climate is coastal, arid, or anywhere in between. With several options for finishes, this sleek collection will transform your commercial and residential locations.



ARMLESS CAFÉ CHAIR

**M** 1135M  
H: 34" W: 20" D: 21"  
Seat Ht: 18" Arm Ht: N/A



ARMLESS CAFÉ CHAIR

**M** 1235M **M** 1235M-4 (4 Pack\*)  
H: 34" W: 21.5" D: 21"  
Seat Ht: 18" Arm Ht: N/A  
(Stackable: 4-6)



CAFÉ CHAIR

**M** 1137M  
H: 34" W: 22.5" D: 21"  
Seat Ht: 18" Arm Ht: 24.5"



CAFÉ CHAIR

**M** 1237M **M** 1237M-4 (4 Pack\*)  
H: 34" W: 24.5" D: 21"  
Seat Ht: 18" Arm Ht: 24.5"  
(Stackable: 4-6)



ARMLESS BALCONY STOOL

**M** 1155M  
H: 40" W: 20" D: 21"  
Seat Ht: 24" Arm Ht: N/A



BALCONY STOOL

**M** 1158M  
H: 40" W: 24.5" D: 21"  
Seat Ht: 24" Arm Ht: 30.5"



ARMLESS BAR STOOL

**M** 1145M  
H: 43.5" W: 20" D: 21"  
Seat Ht: 29" Arm Ht: N/A



BAR STOOL

**M** 1148M  
H: 43.5" W: 24.5" D: 21"  
Seat Ht: 29" Arm Ht: 35.5"



ARMLESS ADJUSTABLE CHAISE

**M** 1131M **M** 1131M-2 (2 Pack\*)  
H: 35" W: 28" L: 77"  
Seat Ht: 16" Arm Ht: N/A  
(Stackable: 4-6)



ARMLESS ADJUSTABLE CHAISE  
(with Wheels)

**M** 1130M **M** 1130M-2 (2 Pack\*)  
H: 35" W: 28" L: 77"  
Seat Ht: 16" Arm Ht: N/A  
(Stackable: 4-6)



WIND KIT SET

1137OWS - 5.66 lbs  
**Note:** The Wind Kit Set is not available on the chaises.

### PRODUCT FEATURE

The Allure mesh adjustable chaises and café chairs (arm and armless) stack 4-6 high!



### ► TAKE NOTICE

Our café chairs pair with café height tables. Want to use these café chairs with a dining height table? Add a Lift Kit (KIT175) to raise the 37XX series dining base on all Natural Series and Latitude tables an additional 1.75", increasing the table height from dining to café in minutes!

\*When ordering multi-pack, quantity of one equals two or four pieces, as denoted in model #-x.

Available in: **M** Metal





### WIND RESISTANT UPGRADE

Need additional weight for windy conditions? Allure's Wind Kit Set (11370WS), consisting of a pair of zinc-plated steel bars, adds an additional 5.66 lbs and easily attaches to the chair's frame. Available in all finishes.

SHOWN IN PHOTO:

CAFÉ CHAIR | 1235M  
Carbon Finish

36" SLATE CAFÉ TABLE | C3636SSLNU | 1800B BASE  
Char Top | Carbon Finish

# ECHO

METAL | STEEL

Inspired by the organic shapes found in nature, the Echo collection is an expansion of our popular Manhattan line. Make any outdoor setting more inviting with the addition of this beautiful and unique collection. Echo is available in café, balcony, and bar heights, and is available with a metal seat, padded seat, and removable seat pad option. This modern, high-quality collection is sure to become a hospitality favorite.



#### ARMLESS CAFÉ CHAIR

**M** 94350 **M** 94350-2 (2 Pack\*)  
**C** 9435P **C** 9435P-2 (2 Pack\*)

H: 35" W: 18.5" D: 21"  
Seat Ht: 19" Arm Ht: N/A  
(Stackable: 4-6)



#### CAFÉ CHAIR

**M** 94370 **M** 94370-2 (2 Pack\*)  
**C** 9437P **C** 9437P-2 (2 Pack\*)

H: 35" W: 20" D: 21"  
Seat Ht: 19" Arm Ht: 25.75"  
(Stackable: 4-6)



#### ARMLESS BALCONY STOOL

**M** 94580 **C** 9458P

H: 40.5" W: 18.5" D: 21"  
Seat Ht: 24" Arm Ht: N/A



#### ARMLESS BAR STOOL

**M** 94480 **C** 9448P

H: 45.5" W: 18.5" D: 21"  
Seat Ht: 29" Arm Ht: N/A



#### REMOVABLE SEAT PAD


**C** CH-PAD (with Ties)  
**C** CH-PADNT (without Ties)

H: 1" W: 16" D: 17"  
Seat Ht: N/A Arm Ht: N/A

#### PRODUCT FEATURE

The Echo café chairs stack 4-6 high! All Echo chairs are available with a metal and padded seat. A removable seat pad option is also available.



 Frames are designed with added weight to withstand wind and stay in place.

Available in: **M** Metal Seat **C** Padded Seat

#### ▶ TAKE NOTICE

Our café chairs pair with café height tables. Want to use these café chairs with a dining height table? Add a Lift Kit (KIT175) to raise the 37XX series dining base on all Natural Series and Latitude tables an additional 1.75", increasing the table height from dining to café in minutes!

\*When ordering multi-pack, quantity of one equals two pieces, as denoted in model #-x.





SHOWN PHOTO:

ARMLESS CAFE CHAIR | 94480  
Blend Mist (Sunbrella) | Taupe Umbrella Pole

36" SLATE CAFE TABLE | C3636SSLNU | 1800B BASE  
Drift Top | Onyx Finish

ARMLESS BAR STOOL | 94480  
Blend Mist (Sunbrella) | Onyx Finish

11' MARKET UMBRELLA | UM8120 (DISCONTINUED)  
Blend Mist (Sunbrella) | Taupe Umbrella Pole

CAST IRON UMBRELLA BASE | 00091  
Onyx Finish

# ELEMENTS CUSHION

DREAMCORE™ | ALUMINUM

With Homecrest's Elements cushion collection, you'll never have to sacrifice style for comfort again. This deep seating series combines the fresh and transitional look of Homecrest's popular Elements collection with the supreme comfort guaranteed by our DreamCore cushions. These cushions use High Resilient foam to ensure durability, longevity, and unparalleled comfort. Unlike conventional foam, Homecrest's cushions have an unbeatable elasticity, which makes for an unmatched seating experience.

## SHOWN IN PHOTO:

### LOVESEAT | 5142A

Canvas White (Sunbrella) | Carbon Finish

### LEFT ARM SOFA | 5143L

Canvas White (Sunbrella) | Carbon Finish

### CORNER | 5110A

Canvas White (Sunbrella) | Carbon Finish

### RIGHT ARM LOVESEAT | 5142R

Canvas White (Sunbrella) | Carbon Finish

### 42" SLATE LOUNGE FIRE PIT | 42SQSLTT | 89XNC-JLP BASE

Drift Top | Carbon Finish | Platinum Fire Jewelry

### 20" SQUARE PILLOW | 00020

Canvas Raven Black (Sunbrella)

### 18" SQUARE PILLOW | 00018

Cast Slate (Sunbrella)

### 18" SQUARE PILLOW | 00018

Sailcloth Salt (Sunbrella)





CHAT CHAIR

C 5139A

H: 35" W: 30" D: 33"  
Seat Ht: 18" Arm Ht: 23.5"



SWIVEL ROCKER CHAT CHAIR

C 5190A

H: 35" W: 30" D: 33"  
Seat Ht: 18" Arm Ht: 23.5"



LOVESEAT

C 5142A

H: 35" W: 54" D: 33"  
Seat Ht: 18" Arm Ht: 23.5"



SOFA

C 5143A

H: 35" W: 78" D: 33"  
Seat Ht: 18" Arm Ht: 23.5"



HIGH BACK CHAT CHAIR

C 5137A

H: 41" W: 30" D: 33"  
Seat Ht: 18" Arm Ht: 23.5"



HIGH BACK SWIVEL  
ROCKER CHAT CHAIR

C 5192A

H: 41" W: 30" D: 33"  
Seat Ht: 18" Arm Ht: 23.5"



HIGH BACK LOVESEAT

C 5144A

H: 41" W: 54" D: 33"  
Seat Ht: 18" Arm Ht: 23.5"



HIGH BACK SOFA

C 5145A

H: 41" W: 78" D: 33"  
Seat Ht: 18" Arm Ht: 23.5"



ARMLESS CHAT CHAIR\*

C 5139N

H: 35" W: 24.75" D: 33"  
Seat Ht: 18" Arm Ht: N/A



LEFT ARM CHAT CHAIR\*

C 5139L

H: 35" W: 27.5" D: 33"  
Seat Ht: 18" Arm Ht: 23.5"



RIGHT ARM CHAT CHAIR\*

C 5139R

H: 35" W: 27.5" D: 33"  
Seat Ht: 18" Arm Ht: 23.5"



ARMLESS LOVESEAT\*

C 5142N

H: 35" W: 48.75" D: 33"  
Seat Ht: 18" Arm Ht: N/A



LEFT ARM LOVESEAT\*

C 5142L

H: 35" W: 51.5" D: 33"  
Seat Ht: 18" Arm Ht: 23.5"



RIGHT ARM LOVESEAT\*

C 5142R

H: 35" W: 51.5" D: 33"  
Seat Ht: 18" Arm Ht: 23.5"



ARMLESS SOFA\*

C 5143N

H: 35" W: 72.75" D: 33"  
Seat Ht: 18" Arm Ht: N/A



LEFT ARM SOFA\*

C 5143L

H: 35" W: 75.5" D: 33"  
Seat Ht: 18" Arm Ht: 23.5"



RIGHT ARM SOFA\*

C 5143R

H: 35" W: 75.5" D: 33"  
Seat Ht: 18" Arm Ht: 23.5"



CORNER\*

C 5110A

H: 35" W: 33" D: 33"  
Seat Ht: 18" Arm Ht: N/A



OTTOMAN

C 5112A

H: 16" W: 29.5" D: 27"  
Seat Ht: 16" Arm Ht: N/A

Available in: C Cushion



Cushions are secured to withstand wind and ensure long-lasting performance.

\*Units are not standalone pieces. We recommend using end units with arms on all modular configurations due to exposed brackets on armless versions.

# ELEMENTS AIR

Available in: **A** Air

## SENSATION SLING | ALUMINUM

The Elements air collection features the appearance and comfort of deep seating in a foam-free, cushionless construction. Luxurious Sensation sling fabric is used for the ultimate in low-maintenance comfort and also features benefits such as exceptional shape retention and surface memory. The Elements double layer sling design is extremely comfortable and field replaceable. Elements offers a versatile, stylish, and low-maintenance solution for your outdoor seating needs.



ARMLESS CHAT CHAIR

**A** 51AR350

H: 34" W: 26.5" D: 33"  
Seat Ht: 14.5" Arm Ht: N/A



CHAT CHAIR

**A** 51AR390

H: 34" W: 32.5" D: 33"  
Seat Ht: 14.5" Arm Ht: 21"



SWIVEL ROCKER CHAT CHAIR

**A** 51AR901

H: 34" W: 32.5" D: 33"  
Seat Ht: 14.5" Arm Ht: 21"



LEFT ARM CHAT CHAIR

**A** 51AR39L

H: 34" W: 29.5" D: 33"  
Seat Ht: 14.5" Arm Ht: 21"



RIGHT ARM CHAT CHAIR

**A** 51AR39R

H: 34" W: 29.5" D: 33"  
Seat Ht: 14.5" Arm Ht: 21"

**Note:** Depending on the desired configuration and use, we recommend ordering multi-seat units to eliminate multiple legs for a cleaner look (i.e. order an armless sofa versus three armless chat chairs).



**AVAILABLE FABRIC OPTIONS** Air collections are available in Sensation sling fabrics only. Look for the air collection "A" icon.




AGATE II




CAMEO II



ZINC II



CARIBBEAN



POPPY



STRATUS



BISQUE



CEDAR II





ARMLESS LOVESEAT

A 51AR42N

H: 34" W: 52.5" D: 33"  
Seat Ht: 14.5" Arm Ht: N/A



LOVESEAT

A 51AR42O

H: 34" W: 58.5" D: 33"  
Seat Ht: 14.5" Arm Ht: 21"



LEFT ARM LOVESEAT

A 51AR42L

H: 34" W: 55.5" D: 33"  
Seat Ht: 14.5" Arm Ht: 21"



RIGHT ARM LOVESEAT

A 51AR42R

H: 34" W: 55.5" D: 33"  
Seat Ht: 14.5" Arm Ht: 21"



ARMLESS SOFA

A 51AR43N

H: 34" W: 79" D: 33"  
Seat Ht: 14.5" Arm Ht: N/A



SOFA

A 51AR43O

H: 34" W: 85" D: 33"  
Seat Ht: 14.5" Arm Ht: 21"



LEFT ARM SOFA

A 51AR43L

H: 34" W: 82" D: 33"  
Seat Ht: 14.5" Arm Ht: 21"



RIGHT ARM SOFA

A 51AR43R

H: 34" W: 82" D: 33"  
Seat Ht: 14.5" Arm Ht: 21"



MODE CORNER UNIT

1310016 - Side Table Height

H: 16" W: 35.5" D: 23"

1310020 - End Table Height

H: 20" W: 35.5" D: 23"



STONEGATE CORNER UNIT

1310016SG - Side Table Height

H: 16.5" W: 37.5" D: 24"

1310020SG - End Table Height

H: 21.5" W: 37.5" D: 24"



SHOWN IN PHOTO:

ELEMENTS LOW BACK DINING CHAIR | 51470  
Polar (Brisa) | Glacier Back | Glacier Welt | Carbon Finish

ELEMENTS LOW BACK SWIVEL ROCKER | 51390  
Polar (Brisa) | Glacier Back | Glacier Welt | Carbon Finish

42" x 62" TIMBER DINING TABLE | 254262DTM  
Drift Top | Carbon Finish

36" x 60" TIMBER LOUNGE FIRE PIT | 893660XTMTT | 89XNC-JLP BASE  
Drift Top | Carbon Finish | Sapphire Fire Jewelry

SWIVEL ROCKER CHAT CHAIR | 51AR901  
Stratus | Carbon Finish

CHAT CHAIR | 51AR390  
Stratus | Carbon Finish

22" MODE SIDE TABLE | 13220  
Onyx Top | Carbon Finish

RIGHT ARM LOVESEAT | 51AR42R  
Stratus | Carbon Finish

MODE CORNER UNIT | 1310020  
Onyx Top | Carbon Finish

ARMLESS CHAT CHAIR | 51AR350  
Stratus | Carbon Finish

LEFT ARM SOFA | 51AR43L  
Stratus | Carbon Finish

20" SQUARE PILLOW | 00020  
Canary (Outdura)

20" SQUARE PILLOW | 00020  
Palmetto Azura (Discontinued)

18" SQUARE PILLOW | 00018  
Palmetto Azura (Discontinued)

18" SQUARE PILLOW | 00018  
Captiva Admiral (Discontinued)

12" x 22" KIDNEY PILLOW | 01222  
Rumor Waterfall (Discontinued)

12" x 22" KIDNEY PILLOW | 01222  
Luna Admiral (Discontinued)

18" SQUARE PILLOW | 00018  
Natural White (Outdura)

# ELEMENTS SLING

SLING + PADDED SLING | ALUMINUM

Available in: **S** Sling **PS** Padded Sling

Uniquely transitional and highly functional, Homecrest's Elements sling collection is an industry favorite. Subtle curves and simple angles combine to create a collection that can be artfully classic or freshly modern, depending on your design sensibilities and your outdoor space. Available in low back, high back, and balcony seating, Elements has the added versatility of complementing a wide range of deep seating styles with ease and grace.



LOW BACK DINING CHAIR

**S** 51370 **PS** 51470  
H: 35" W: 26" D: 28.5"  
Seat Ht: 17.5" Arm Ht: 24"



**ELEMENTS LOW BACK DINING CHAIR**  
Create a more comfortable sit by selecting a Sensation sling fabric. Sensation fabrics feature outstanding memory and strength.





**LOW BACK SWIVEL ROCKER**  
 S 51360 PS 51390  
 H: 35" W: 26" D: 30"  
 Seat Ht: 17.5" Arm Ht: 24"



**HIGH BACK DINING CHAIR**  
 S 51379 PS 51479  
 H: 43.5" W: 26" D: 28.5"  
 Seat Ht: 17.5" Arm Ht: 24"



**HIGH BACK SWIVEL ROCKER**  
 S 51900 PS 51910  
 H: 43.5" W: 26" D: 30"  
 Seat Ht: 17.5" Arm Ht: 24"



**SWIVEL ROCKER BALCONY STOOL**  
 S 51780 PS 51790  
 H: 40" W: 26" D: 30"  
 Seat Ht: 21" Arm Ht: 29"



**ARMLESS ADJUSTABLE CHAISE**  
 S 10301 PS 10201  
 H: 43.5" W: 24" L: 82.5"  
 Seat Ht: 16" Arm Ht: N/A



SHOWN IN PHOTO:

**LOW BACK DINING CHAIR | 51370**  
 Zinc II | Onyx Welt | Carbon Finish

**44" x 88" MØDE DINING TABLE | 1344880**  
 Onyx Top | Carbon Finish

# ELEVATE SLING

## ALUMINUM

The Elevate sling collection shows that elegance and strength can go hand in hand. Elevate features defined lines with added weight for resistance against strong winds. Created from custom, solid aluminum, these pieces offer tremendous resistance to wind, salt, sun, and snow. All these features combine to make Elevate sling ideal for hospitality, workplace, rooftop, and balcony environments.



ARMLESS CAFÉ CHAIR

S 56350 S 56350-2 (2 Pack\*)

H: 32.5" W: 25" D: 21"  
Seat Ht: 18" Arm Ht: N/A  
(Stackable: 4-6)



CAFÉ CHAIR

S 56370 S 56370-2 (2 Pack\*)

H: 32.5" W: 25" D: 21"  
Seat Ht: 18" Arm Ht: 24"  
(Stackable: 4-6)



ARMLESS BALCONY STOOL

S 56550

H: 38.5" W: 25" D: 21"  
Seat Ht: 24" Arm Ht: N/A



BALCONY STOOL

S 56570

H: 38.5" W: 25" D: 21"  
Seat Ht: 24" Arm Ht: 30"



ARMLESS BAR STOOL

S 56450

H: 44.5" W: 25" D: 21"  
Seat Ht: 30" Arm Ht: N/A



BAR STOOL

S 56470

H: 44.5" W: 25" D: 21"  
Seat Ht: 30" Arm Ht: 36"

### ▶ TAKE NOTICE

Our café chairs pair with café height tables. Want to use these café chairs with a dining height table? Add a Lift Kit (KIT175) to raise the 37XX series dining base on all Natural Series and Latitude tables an additional 1.75", increasing the table height from dining to café in minutes!



▶ SCAN + WATCH  
Learn more about the Elevate sling collection here!

Available in: S Sling

\*When ordering multi-pack, quantity of one equals two pieces, as denoted in model #x.



Frames are designed with added weight to withstand wind and stay in place.





**SHOWN IN PHOTO:**

**ARMLESS CAFE CHAIR | 56350**  
Rose | Carbon Finish

**42" x 84" STONEGATE CAFE TABLE | 254284SSG**  
Pebble Top | Carbon Finish

**CAFE CHAIR | 56370**  
Rose | Carbon Finish

**36" STONEGATE CAFE TABLE | C36305SG | 18ADAB BASE**  
Pebble Top | Carbon Finish

**9' MARKET UMBRELLA | 854FMA**  
Surround Dusk (Sunbrella) | Onyx Umbrella Pole

**CAST IRON UMBRELLA BASE | 00091**  
Carbon Finish

# ELEVATE MESH

## ALUMINUM

Our Elevate mesh collection puts a twist on our classic visual designs, while adding features that make it the ideal choice for hospitality, workplace, rooftop, and balcony environments. Crafted with solid aluminum frames for added weight and resistance against strong winds, these pieces have a unique shape that makes both the armed and armless café units fully stackable. In addition, this collection is resistant to salt, sun, snow, and anything else nature can throw at it.



**ARMLESS CAFÉ CHAIR**

M 5635M M 5635M-2 (2 Pack\*)

H: 34" W: 25" D: 21"  
Seat Ht: 18" Arm Ht: N/A  
(Stackable: 4-6)



**CAFÉ CHAIR**

M 5637M M 5637M-2 (2 Pack\*)

H: 34" W: 25" D: 21"  
Seat Ht: 18" Arm Ht: 24"  
(Stackable: 4-6)



**ARMLESS BALCONY STOOL**

M 5655M

H: 40" W: 25" D: 21"  
Seat Ht: 24" Arm Ht: N/A



**BALCONY STOOL**

M 5657M

H: 40" W: 25" D: 21"  
Seat Ht: 24" Arm Ht: 30"



**ARMLESS BAR STOOL**

M 5645M

H: 46" W: 25" D: 21"  
Seat Ht: 30" Arm Ht: N/A



**BAR STOOL**

M 5647M

H: 46" W: 25" D: 21"  
Seat Ht: 30" Arm Ht: 36"



### SCAN + WATCH

Learn more about the Elevate mesh collection here!

### PRODUCT FEATURE

The Elevate mesh arm and armless café chairs stack 4-6 high!



Available in: **M Metal**



#### SHOWN IN PHOTO:

**ARMLESS CAFÉ CHAIR | 5635M**  
Storm Finish

**36" MODE CLUB CAFÉ TABLE | 1336RNU | 2330B BASE**  
Storm Finish

**ELEVATE BAR STOOL | 56470**  
Poppy | Storm Finish

\*When ordering multi-pack, quantity of one equals two pieces, as denoted in model #x.



► **TAKE NOTICE**

Our café chairs pair with café height tables. Want to use these café chairs with a dining height table? Add a Lift Kit (KIT175) to raise the 37XX series dining base on all Natural Series and Latitude tables an additional 1.75", increasing the table height from dining to café in minutes!



Frames are designed with added weight to withstand wind and stay in place.

# EMORY CUSHION

## ALUMINUM

Beautiful, strong, comfortable, and unbelievably functional, the Emory cushion collection has the perfect style for any outdoor space. Emory offers a wide variety of seating options, in both low and high back models, across gliding and swivel rocking motion pieces. Emory offers tremendous comfort and value in well-proportioned pieces that provide seating options for any space.



SWIVEL ROCKER CHAT CHAIR

**C** 2M90A  
H: 36" W: 29.5" D: 35"  
Seat Ht: 18" Arm Ht: 24"



HIGH BACK SWIVEL ROCKER CHAT CHAIR

**C** 2M92A  
H: 43" W: 29.5" D: 35"  
Seat Ht: 18" Arm Ht: 24"







Cushions are secured to withstand wind and ensure long-lasting performance.

Available in: **C** Cushion



**SINGLE GLIDER**

**C** 2M40A

H: 35" W: 29.5" D: 35"  
Seat Ht: 19" Arm Ht: 25"



**HIGH BACK SINGLE GLIDER**

**C** 2M41A

H: 43" W: 29.5" D: 35"  
Seat Ht: 19" Arm Ht: 25"



**LOVESEAT GLIDER**

**C** 2M44A

H: 35" W: 55" D: 35"  
Seat Ht: 19" Arm Ht: 25"



**SOFA GLIDER**

**C** 2M46A

H: 35" W: 79.5" D: 35"  
Seat Ht: 19" Arm Ht: 25"



**OTTOMAN**

**C** 2M12A

H: 18.5" W: 27.5" D: 22.5"  
Seat Ht: 18.5" Arm Ht: N/A



**SHOWN IN PHOTO:**

**HIGH BACK SINGLE GLIDER | 2M41A**  
Astoria Sunset (Sunbrella) | Sedona Finish

**SINGLE GLIDER | 2M40A**  
Canvas Heather Beige (Sunbrella) | Sedona Finish

**LOVESEAT GLIDER | 2M44A**  
Canvas Heather Beige (Sunbrella) | Sedona Finish

**SOFA GLIDER | 2M46A**  
Canvas Heather Beige (Sunbrella) | Sedona Finish

**20" SQUARE PILLOW | 00020**  
Astoria Sunset (Sunbrella)

**20" SQUARE PILLOW | 00020**  
Accord II Crimson (Sunbrella)

**18" SQUARE PILLOW | 00018**  
Astoria Sunset (Sunbrella)

**18" SQUARE PILLOW | 00018**  
Accord II Crimson (Sunbrella)

**42" LATITUDE CHAT TABLE | 3742RCLTNU**  
Sedona Finish

**24" LATITUDE END TABLE | 6224R**  
Sedona Finish

# EMORY SLING

SLING + PADDED SLING | ALUMINUM

Gorgeous artisanal styling meets rugged outdoor construction in the Emory sling collection. This collection features old-world scrolled solid aluminum and is not only visually engaging, but also remarkably comfortable. Available in both dining and balcony heights, Emory brings beauty and relaxation to the outdoors.



HIGH BACK DINING CHAIR

S 2M379 PS 2M479

H: 43.5" W: 24.5" D: 28.5"  
Seat Ht: 17.5" Arm Ht: 24"



HIGH BACK SWIVEL ROCKER

S 2M900 PS 2M910

H: 43.5" W: 24.5" D: 30"  
Seat Ht: 17.5" Arm Ht: 24"



SWIVEL ROCKER BALCONY STOOL

S 2M780 PS 2M790

H: 40" W: 24.5" D: 30"  
Seat Ht: 21" Arm Ht: 29"



ADJUSTABLE CHAISE

S 2M300 PS 2M200

H: 43.5" W: 25.5" L: 76"  
Seat Ht: 16" Arm Ht: 24"



Available in: S Sling PS Padded Sling

SHOWN IN PHOTO:

**HIGH BACK SWIVEL ROCKER | 2M910**

Artistry Indigo (Discontinued) | Sedona Back | Sedona Welt | Sedona Finish

**54" BREEZE DINING FIRE TABLE | 4654DBR-JLP (DISCONTINUED)**

Sedona Finish | Copper Fire Jewelry

**20" SQUARE PILLOW | 00020**

Blend Cherry (Discontinued)

**20" SQUARE PILLOW | 00020**

Blend Linen (Sunbrella)

**18" SQUARE PILLOW | 00018**

Blend Cherry (Discontinued)

**18" SQUARE PILLOW | 00018**

Blend Linen (Sunbrella)

**18" SQUARE PILLOW | 00018**

Blend Sand (Sunbrella)

**12" x 22" KIDNEY PILLOW | 01222**

Blend Sand (Sunbrella)

**EMORY HIGH BACK SWIVEL ROCKER**

Homecrest's sleek padded slings feature a perimeter stitch pattern to help promote faster drying time.



# FLORIDA

MESH | ALUMINUM

The Florida collection is a long-standing commercial and hospitality favorite. The design is achieved by combining modern materials and original techniques to build a maintenance-free, durable collection with all the comfort and support expected from Homecrest.



HIGH BACK DINING CHAIR

**M** 2F370 **M** 2F370-2 (2 Pack\*)  
 H: 40" W: 24.5" D: 29"  
 Seat Ht: 16.5" Arm Ht: 24.5"  
 (Stackable: 4-6)



HIGH BACK SWIVEL ROCKER

**M** 2F900  
 H: 40" W: 24.5" D: 29"  
 Seat Ht: 16.5" Arm Ht: 24.75"



CAFÉ CHAIR

**M** 2F320 **M** 2F320-4 (4 Pack\*)  
 H: 33" W: 23" D: 25.5"  
 Seat Ht: 18" Arm Ht: 25.5"  
 (Stackable: 4-6)



BAR STOOL

**M** 2F240  
 H: 45" W: 23" D: 26"  
 Seat Ht: 29" Arm Ht: 35.5"



SWIVEL BAR STOOL

**M** 2F480  
 H: 44" W: 26" D: 26"  
 Seat Ht: 29" Arm Ht: 35.5"



ADJUSTABLE CHAISE

**M** 29400 **M** 29400-2 (2 Pack\*)  
 H: 42" W: 28.5" L: 77"  
 Seat Ht: 14.5" Arm Ht: N/A  
 (Stackable: 4-6)



SIDE TABLE/OTTOMAN

**M** 2F120  
 H: 16.5" W: 23" D: 23"  
 Seat Ht: 16.5" Arm Ht: N/A

## PRODUCT FEATURE

The Florida mesh café chair, high back dining chair, and adjustable chaise stack 4-6 high!



SHOWN IN PHOTO:

CAFÉ CHAIR | 2F320  
 Glacier Finish

30" MESH CAFÉ TABLE | 1930R | 2330B BASE  
 Glacier Finish

UMBRELLA BASE PLATE | 23UMBP  
 Glacier Finish

6.5' MARKET UMBRELLA | 454FM-SQ  
 Pistachio (Recacril) | Brushed Silver Umbrella Pole

\*When ordering multi-pack, quantity of one equals two or four pieces, as denoted in model #-x.

Available in: **M** Metal



← **UMBRELLA BASE PLATE**  
This Mesh table features our 2330B base with an integrated umbrella base plate (23UMBP).

▶ **TAKE NOTICE**

Our café chairs pair with café height tables. Want to use these café chairs with a dining height table? Add a Lift Kit (KIT175) to raise the 37XX series dining base on all Natural Series and Latitude tables an additional 1.75", increasing the table height from dining to café in minutes!

# GRACE CUSHION

## ALUMINUM

Create the ultimate retreat with the elegant and inviting Grace collection. Grace offers a wide selection of freestanding and modular units in different orientations and sizes. This collection can be scaled to your space, and pieces can be freely moved to suit the needs of the moment. Unleash your inner designer and select complementary fabrics for back upholstery and seating fabrics. Grace features a 10" seat cushion and contoured back cushion. Some pieces come standard with arm pillows, as shown in the images below.



**CHAT CHAIR**  
**C** 10391  
 H: 31" W: 36" D: 33"  
 Seat Ht: 16" Arm Ht: 23"



**SWIVEL CHAT CHAIR**  
**C** 10991  
 H: 31" W: 36" D: 33"  
 Seat Ht: 16" Arm Ht: 23"



**CLUB CHAIR**  
**C** 10381  
 H: 31" W: 43" D: 33"  
 Seat Ht: 16" Arm Ht: 23"



**SWIVEL CLUB CHAIR**  
**C** 10981  
 H: 31" W: 43" D: 33"  
 Seat Ht: 16" Arm Ht: 23"



**LOVESEAT**  
**C** 10421  
 H: 31" W: 64" D: 33"  
 Seat Ht: 16" Arm Ht: 23"



**SOFA**  
**C** 10431  
 H: 31" W: 78" D: 33"  
 Seat Ht: 16" Arm Ht: 23"



**ARMLESS CHAT CHAIR\***  
**C** 1039N  
 H: 31" W: 28" D: 33"  
 Seat Ht: 16" Arm Ht: N/A



**LEFT ARM CHAT CHAIR\***  
**C** 1039L  
 H: 31" W: 32" D: 33"  
 Seat Ht: 16" Arm Ht: 23"



**RIGHT ARM CHAT CHAIR\***  
**C** 1039R  
 H: 31" W: 32" D: 33"  
 Seat Ht: 16" Arm Ht: 23"



**ARMLESS CLUB CHAIR\***  
**C** 1038N  
 H: 31" W: 35" D: 33"  
 Seat Ht: 16" Arm Ht: N/A



**LEFT ARM CLUB CHAIR\***  
**C** 1038L  
 H: 31" W: 39" D: 33"  
 Seat Ht: 16" Arm Ht: 23"



**RIGHT ARM CLUB CHAIR\***  
**C** 1038R  
 H: 31" W: 39" D: 33"  
 Seat Ht: 16" Arm Ht: 23"



**ARMLESS LOVESEAT\***  
**C** 1042N  
 H: 31" W: 56" D: 33"  
 Seat Ht: 16" Arm Ht: N/A



**LEFT ARM LOVESEAT\***  
**C** 1042L  
 H: 31" W: 60" D: 33"  
 Seat Ht: 16" Arm Ht: 23"



**RIGHT ARM LOVESEAT\***  
**C** 1042R  
 H: 31" W: 60" D: 33"  
 Seat Ht: 16" Arm Ht: 23"



**ARMLESS SOFA\***  
**C** 1043N  
 H: 31" W: 70" D: 33"  
 Seat Ht: 16" Arm Ht: N/A



**LEFT ARM SOFA\***  
**C** 1043L  
 H: 31" W: 74" D: 33"  
 Seat Ht: 16" Arm Ht: 23"



**RIGHT ARM SOFA\***  
**C** 1043R  
 H: 31" W: 74" D: 33"  
 Seat Ht: 16" Arm Ht: 23"



**CORNER\***  
**C** 10100  
 H: 31" W: 36" D: 36"  
 Seat Ht: 16" Arm Ht: N/A



**OTTOMAN**  
**C** 10120  
 H: 16" W: 28" D: 35"  
 Seat Ht: 16" Arm Ht: N/A



**Note:** A solid color fabric selection is required for the back of each unit, with the cushion being the same color or a coordinating pattern. Visit our website for fabric information and options. Solid color fabrics that have a woven texture or color direction will run the opposite direction on the back frame slip cover of all Grace pieces. Grade and appropriate upcharge for the back frame slip cover fabric selection is calculated separately from the cushion fabric grade.

Available in: **C** Cushion



**SHOWN IN PHOTO:**

**SWIVEL CHAT CHAIR | 10991**  
Echo Ash (Sunbrella) | Glacier Finish  
**12" x 22" KIDNEY PILLOW | 01222**  
Spectrum Indigo (Sunbrella)

**32" TIMBER LOUNGE FIRE PIT | 4250TMTT | 89SNC-JLP BASE**  
Drift Top | Glacier Finish | Caribbean Blue Fire Jewelry

**RIGHT ARM LOVESEAT | 1042R**  
Echo Ash (Sunbrella) | Glacier Finish

**LEFT ARM LOVESEAT | 1042L**  
Echo Ash (Sunbrella) | Glacier Finish

**CORNER | 10100**  
Echo Ash (Sunbrella) | Glacier Finish

**OTTOMAN | 10120**  
Echo Ash (Sunbrella) | Glacier Finish

**24" TIMBER END TABLE | C2424STM | 5723B BASE**  
Drift Top | Glacier Finish

**CHAT CHAIR | 10391**  
Hybrid Sky (Discontinued) | Glacier Finish

**20" SQUARE PILLOW | 00020**  
Gateway Mist (Sunbrella)

**18" SQUARE PILLOW | 00018**  
Hybrid Sky (Discontinued)

**18" SQUARE PILLOW | 00018**  
Spectrum Indigo (Sunbrella)

**16" SQUARE PILLOW | 00016**  
Spectrum Indigo (Sunbrella)

**GRACE LOW BACK DINING CHAIR | 10370**  
Storm/Titan | Storm/Titan Welt | Glacier Finish

**48" TIMBER DINING TABLE | 2548SDTMNU**  
Drift Top | Glacier Finish



Cushions are secured to withstand wind and ensure long-lasting performance.

**▶ TAKE NOTICE**

If you would like your cushion widths to match when creating a modular configuration, pair the chat chair with the loveseat and the club chair with the sofa. Grace is constructed with 4" heavy wall aluminum extrusion arms and 10" foam core inserts that are wrapped in moisture-resistant ticking. The back is engineered with a multimedia cushion for added comfort.

*\*Units are not standalone pieces. We recommend using end units with arms on all modular configurations due to exposed brackets on armless versions.*

# GRACE AIR

Available in: **A** Air

## SENSATION SLING | ALUMINUM

The Grace air collection features the comfort of a deep seating piece in a foam-free, cushionless construction. Luxurious Sensation sling fabric is used for the ultimate in low-maintenance comfort and also features benefits such as exceptional shape retention and surface memory. The Grace air double layer sling design is durable and comfortable. Grace air offers a versatile, stylish, and low-maintenance solution for your outdoor seating needs and coordinates with all Grace cushion and sling pieces.



ARMLESS CHAT CHAIR

**A** 51AR350

H: 34" W: 26.5" D: 33"  
Seat Ht: 14.5" Arm Ht: N/A



CHAT CHAIR

**A** 10AR390

H: 34" W: 34.5" D: 33"  
Seat Ht: 14.5" Arm Ht: 21"



SWIVEL ROCKER CHAT CHAIR

**A** 10AR901

H: 34" W: 34.5" D: 33"  
Seat Ht: 14.5" Arm Ht: 21"



LEFT ARM CHAT CHAIR

**A** 10AR39L

H: 34" W: 30.5" D: 33"  
Seat Ht: 14.5" Arm Ht: 21"



RIGHT ARM CHAT CHAIR


**A** 10AR39R

H: 34" W: 30.5" D: 33"  
Seat Ht: 14.5" Arm Ht: 21"

**Note:** Depending on the desired configuration and use, we recommend ordering multi-seat units to eliminate multiple legs for a cleaner look (i.e. order an armless sofa versus three armless chat chairs).



**AVAILABLE FABRIC OPTIONS** Air collections are available in Sensation sling fabrics only. Look for the air collection "A" icon.




AGATE II



CAMEO II



ZINC II



CARIBBEAN



POPPY



STRATUS



BISQUE



CEDAR II





**ARMLESS LOVESEAT**

A 51AR42N

H: 34" W: 52.5" D: 33"  
Seat Ht: 14.5" Arm Ht: N/A



**LOVESEAT**

A 10AR42O

H: 34" W: 60.5" D: 33"  
Seat Ht: 14.5" Arm Ht: 21"



**LEFT ARM LOVESEAT**

A 10AR42L

H: 34" W: 56.5" D: 33"  
Seat Ht: 14.5" Arm Ht: 21"



**RIGHT ARM LOVESEAT**

A 10AR42R

H: 34" W: 56.5" D: 33"  
Seat Ht: 14.5" Arm Ht: 21"



**ARMLESS SOFA**

A 51AR43N

H: 34" W: 79" D: 33"  
Seat Ht: 14.5" Arm Ht: N/A



**SOFA**

A 10AR43O

H: 34" W: 87" D: 33"  
Seat Ht: 14.5" Arm Ht: 21"



**LEFT ARM SOFA**

A 10AR43L

H: 34" W: 83" D: 33"  
Seat Ht: 14.5" Arm Ht: 21"



**RIGHT ARM SOFA**

A 10AR43R

H: 34" W: 83" D: 33"  
Seat Ht: 14.5" Arm Ht: 21"



**MODE CORNER UNIT**

1310016 - Side Table Height

H: 16" W: 35.5" D: 23"

1310020 - End Table Height

H: 20" W: 35.5" D: 23"



**STONEGATE CORNER UNIT**

1310016SG - Side Table Height

H: 16.5" W: 37.5" D: 24"

1310020SG - End Table Height

H: 21.5" W: 37.5" D: 24"



**SHOWN IN PHOTO:**

**GRACE LOW BACK DINING CHAIR | 10470**  
Black Onyx (Brisa) | Onyx Back | Onyx Welt | Onyx Finish

**44" x 110" MODE DINING TABLE | 1344110D**  
Onyx Top | Onyx Finish

**36" x 60" MODE LOUNGE FIRE PIT | 133660TT | 89XNC-JLP BASE**  
Onyx Top | Onyx Finish | Platinum Fire Jewelry

**SWIVEL ROCKER CHAT CHAIR | 10AR901**  
Agate II | Onyx Finish

**STONEGATE CORNER UNIT | 1310020SG**  
Meteor Top (Discontinued) | Onyx Finish

**ARMLESS CHAT CHAIR | 51AR350**  
Agate II | Onyx Finish

**ARMLESS SOFA | 51AR43N**  
Agate II | Onyx Finish

**RIGHT ARM SOFA | 10AR43R**  
Agate II | Onyx Finish

**20" SQUARE PILLOW | 00020**  
Fischer Graphite (Discontinued)

**18" SQUARE PILLOW | 00018**  
Cast Silver (Sunbrella)

**18" SQUARE PILLOW | 00018**  
Glory Mercury (Discontinued)

**18" SQUARE PILLOW | 00018**  
Crimson (Outdura)

**16" SQUARE PILLOW | 00016**  
Rumor Snow (Discontinued)

**12" x 22" KIDNEY PILLOW | 01222**  
Crimson (Outdura)

**12" x 22" KIDNEY PILLOW | 01222**  
Fretwork Pewter (Sunbrella)

# GRACE SLING

SLING + PADDED SLING | ALUMINUM

Grace sling offers clean lines and an open design, making it endlessly adaptable across all environments and design preferences. Its gentle minimalism allows it to stay current and fresh, even as trends evolve over time. Rock-solid aluminum and Homecrest's signature comfort make Grace a collection that is equally at home in commercial spaces and residential environments. When looking to furnish multiple areas at work or at play, complement Grace sling with cushion and air collections.



## GRACE LOW BACK DINING CHAIR

The contemporary style of the Grace dining frame, paired with a Homecrest sling fabric, creates a uniquely comfortable dining option.

S



**LOW BACK DINING CHAIR**  
**S** 10370 **PS** 10470  
 H: 35" W: 26.75" D: 26"  
 Seat Ht: 17.5" Arm Ht: 23"



**LOW BACK CAFÉ CHAIR**  
**S** 10680 **PS** 10690  
 H: 37.5" W: 26.75" D: 26"  
 Seat Ht: 19.5" Arm Ht: 25"



**ADJUSTABLE CHAISE**  
**S** 10302 **PS** 10202  
 H: 43.5" W: 27" L: 82.5"  
 Seat Ht: 16" Arm Ht: 23.25"



**ARMLESS ADJUSTABLE CHAISE**  
**S** 10301 **PS** 10201  
 H: 43.5" W: 24" L: 82.5"  
 Seat Ht: 16" Arm Ht: N/A

## ► TAKE NOTICE

This collection features both dining and café height seating. Our café chairs pair with café height tables. Want to use these café chairs with a dining height table? Add a Lift Kit (KIT175) to raise the 37XX series dining base on all Natural Series and Latitude tables an additional 1.75", increasing the table height from dining to café in minutes!

Available in: **S** Sling **PS** Padded Sling



### SHOWN IN PHOTO:

**LOW BACK DINING CHAIR | 10370**  
 Glacier | Glacier Welt | Niko Finish

**42" x 84" STONEGATE DINING TABLE | 374284DSG**  
 Pebble Top | Niko Finish

**GRACE LOVESEAT | 10421**  
 Hot Shot Hemp (Discontinued) | Niko Finish

**GRACE SOFA | 10431**  
 Hot Shot Hemp (Discontinued) | Niko Finish

**20" SQUARE PILLOW | 00020**  
 Accord Jade (Discontinued)

**42" STONEGATE LOUNGE FIRE PIT | 425QSGTT | 89SNC-JLP BASE**  
 Pebble Top | Niko Finish | Caribbean Blue Fire Jewelry

# HARBOR SLING

## SLING + PADDED SLING | ALUMINUM

Harbor features gently curved arms and our double layer sling. Harbor is one of our "Designed with Weight" collections, making it ideal for windy conditions. Custom aluminum extrusions are used for the arms and base to provide a low-maintenance and corrosion-free material for those high-wear components, while powder-coated, solid-steel cross bars and internal side rails add weight.



HIGH BACK DINING CHAIR

S 32379 PS 32479

H: 43" W: 24.5" D: 30"  
Seat Ht: 17.5" Arm Ht: 21.5"



HIGH BACK SWIVEL ROCKER

S 32910 PS 32900

H: 43" W: 24.5" D: 30"  
Seat Ht: 17.5" Arm Ht: 21.5"



LOW BACK CAFÉ CHAIR

S 32680 PS 32690

H: 37.5" W: 24.5" D: 30"  
Seat Ht: 19.5" Arm Ht: 23.5"



SWIVEL ROCKER BALCONY STOOL

S 32780 PS 32790

H: 36.5" W: 24" D: 30"  
Seat Ht: 21" Arm Ht: 29"



OTTOMAN

S 32121 PS 32131

H: 17.5" W: 20" D: 20.5"  
Seat Ht: 17.5" Arm Ht: N/A



Frames are designed with added weight to withstand wind and stay in place.

Available in: S Sling PS Padded Sling

## PRODUCT FEATURE

This collection features powder-coated, solid-steel cross bars and internal side rails for added weight. The entire swivel rocker undercarriage is zinc-plated prior to powder coating. A 2-3/4" x 3/8" solid-steel plate is designed into the undercarriage for additional weight.



Solid-Steel Cross Bar



Solid-Steel Plate

## ▶ TAKE NOTICE

This collection features both dining and café height seating. Our café chairs pair with café height tables. Want to use these café chairs with a dining height table? Add a Lift Kit (KIT175) to raise the 37XX series dining base on all Natural Series and Latitude tables an additional 1.75", increasing the table height from dining to café in minutes!





SHOWN IN PHOTO:

**HIGH BACK SWIVEL ROCKER | 32910**

Kamali | Niko Welt | Niko Finish

**9' MARKET UMBRELLA | UM8100 (DISCONTINUED)**

Carousel Confetti (Sunbrella) | Taupe Umbrella Pole

**CAST IRON UMBRELLA BASE | 00091**

Niko Finish

**18" SQUARE PILLOW | 00018**

Carousel Confetti (Sunbrella)

**16" x 50.5" DOCKSIDE BENCH | 311650 (DISCONTINUED)**

Niko Finish

**16" x 50.5" DOCKSIDE BENCH CUSHION | 311650C (DISCONTINUED)**

Canvas Aruba (Sunbrella)

# HOLLY HILL CUSHION

## ALUMINUM

The enduring appeal of the Holly Hill cushion collection is just one of the reasons it is an industry favorite. Our Holly Hill aluminum cushion collection is elegantly engineered and timeless in design. Cushions are removable and easy to care for. The Holly Hill cushion collection coordinates with all Holly Hill sling pieces.





HIGH BACK DINING CHAIR

C 2247F

H: 43" W: 24.5" D: 30"  
Seat Ht: 17.5" Arm Ht: 23.25"



HIGH BACK SWIVEL ROCKER

C 2292F

H: 45" W: 24.5" D: 30"  
Seat Ht: 18" Arm Ht: 23.5"



OTTOMAN

C 2212A

H: 17.5" W: 20" D: 17"  
Seat Ht: 17.5" Arm Ht: N/A



Available in: C Cushion



SHOWN IN PHOTO:

HIGH BACK SWIVEL ROCKER | 2292F  
Blend Indigo (Sunbrella) | Carbon Finish

HIGH BACK DINING CHAIR | 2247F  
Mid Indigo (Sunbrella) | Carbon Finish

42" x 82" SHADOW ROUND DINING TABLE | 374282DSH  
Top | Carbon Finish

18" SQUARE PILLOW | 00018  
Adaphon Apricot (Discontinued)



Cushions are secured to withstand wind and ensure long-lasting performance.

PRODUCT FEATURE

The cushion dining pieces feature a full fabric slip cover in the same fabric as the cushion, giving it a fully upholstered look.

# HOLLY HILL SLING

## SLING + PADDED SLING | ALUMINUM

An industry favorite, our Holly Hill collection is made of aluminum and comes in a wide variety of styles, frames, and seating options. With a simple design and broad appeal, this classic Homecrest collection lends itself to any environment. Holly Hill is available in sling and padded sling. Be sure to view the Holly Hill cushion collection for complementary pieces.



HIGH BACK DINING CHAIR

S 2A379 PS 2A479

H: 41" W: 24.5" D: 30"  
Seat Ht: 17.5" Arm Ht: 23.25"



HIGH BACK SWIVEL ROCKER

S 2A900 PS 2A910

H: 42" W: 24.5" D: 30"  
Seat Ht: 17.5" Arm Ht: 23.25"



SWIVEL ROCKER BALCONY STOOL

S 2A780 PS 2A790

H: 40" W: 24.5" D: 30"  
Seat Ht: 21" Arm Ht: 29"



SWIVEL BAR STOOL

S 2A480 PS 2A490

H: 49" W: 24.5" D: 30"  
Seat Ht: 29.5" Arm Ht: 38.5"



HIGH BACK LOVESEAT GLIDER

S 2A449 PS 2A459

H: 42" W: 46" D: 30"  
Seat Ht: 17.5" Arm Ht: 24.25"



OTTOMAN

S 32121 PS 32131

H: 17.5" W: 20" D: 20.5"  
Seat Ht: 17.5" Arm Ht: N/A



Available in: S Sling PS Padded Sling







SHOWN IN PHOTO:

**HIGH BACK SWIVEL ROCKER | 2A900**  
Sandbar | Sandbar Welt | Carbon Finish

**HIGH BACK SWIVEL ROCKER | 2A910**  
Cove Pebble (Sunbrella) | Sandbar Welt | Carbon Finish

**47" x 84" SANDSTONE DINING TABLE | 374784DSS**  
Char Top | Carbon Finish

**HOLLY HILL HIGH BACK SWIVEL ROCKER | 2292F**  
Cove Pebble (Sunbrella) | Carbon Finish

**50" WIDE SANDSTONE LOUNGE FIRE PIT | 893660XSSTT | 89RNC-JLP BASE**  
Char Top | Carbon Finish | Gunmetal Pew Jewelry

# INFINITI AIR

## SENSATION SLING | ALUMINUM

Infiniti's generous proportions and simple design make it adaptable to all kinds of environments, space designs, and functional requirements. Crafted with Homecrest's elastomeric Sensation sling fabric, Infiniti offers a luxurious sit, as well as exceptional shape retention and surface memory, without the maintenance that comes with a traditional cushion. Paired with the adaptable Infiniti tables, this collection offers flexibility and the incomparable quality of Homecrest's American manufacturing.



ARMLESS CHAT CHAIR

A 21350

H: 34.5" W: 26.5" D: 34"  
Seat Ht: 18.5" Arm Ht: N/A



OTTOMAN

A 21120

H: 18" W: 26.5" D: 25.5"  
Seat Ht: N/A Arm Ht: N/A



ARMLESS CHAISE

A 21300

H: 34.5" W: 26.5" L: 52.5"  
Seat Ht: 18.5" Arm Ht: N/A



END TABLE

361235

H: 21" W: 12" L: 35"



COFFEE TABLE

362844

H: 18" W: 28" L: 44"



CORNER UNIT

3610021 - End Table Height


H: 21" W: 34" L: 23.5"



Available in: **A** Air

### PRODUCT FEATURE

This collection comes with optional connectors. These easy-to-install hidden connectors help maintain a desired seating configuration. All units come standard with black floor glides.



SHOWN IN PHOTO:

ARMLESS CHAT CHAIR | 21350  
Caribbean | Carbon Finish

12" x 35" END TABLE | 361235  
Carbon Finish

28" x 44" COFFEE TABLE | 362844  
Carbon Finish

23.5" x 34" CORNER UNIT | 3610021  
Carbon Finish

12" x 22" KIDNEY PILLOW | 01222  
Array Caribbean (Sunbrella)

18" SQUARE PILLOW | 00018  
Resonate Sangria (Discontinued)

18" SQUARE PILLOW | 00018  
Array Caribbean (Sunbrella)

18" SQUARE PILLOW | 00018  
Canvas Moon (Sunbrella)



AVAILABLE FABRIC OPTIONS *Air collections are available in Sensation sling fabrics only. Look for the air collection "A" icon.*



AGATE II



CAMEO II




ZINC II



CARIBBEAN



POPPY



STRATUS



BISQUE



CEDAR II

# JAXON CUSHION

## ALUMINUM

The split back cushion paired with the inward-facing arms of our Jaxon collection create a simple yet powerful visual presence. The collection is constructed using cast aluminum arms and extruded aluminum to achieve the intricate bends and curves that form the shape of the frame. Jaxon's powder-coated finish helps resist corrosion and wear, making it an ideal choice for use in commercial outdoor environments.

### SHOWN IN PHOTO:

**SOFA | 6843A**  
Firth Onyx (Bella-Dura) | Onyx Finish

**CHAT CHAIR | 6837A**  
Firth Onyx (Bella-Dura) | Onyx Finish

**26" x 44" CONCRETE COFFEE TABLE | C2644XCT | 5743B BASE**  
Frost Top | Onyx Finish

**18" SQUARE PILLOW | 00018**  
Canvas White (Sunbrella)

**12" x 22" KIDNEY PILLOW | 01222**  
Cast Breeze (Sunbrella)





CHAT CHAIR

**c** 6837A

H: 34" W: 34" D: 35"  
Seat Ht: 18" Arm Ht: 23.5"



SWIVEL ROCKER CHAT CHAIR

**c** 6890A

H: 34" W: 34" D: 35"  
Seat Ht: 18" Arm Ht: 23.5"



LOVESEAT

**c** 6842A

H: 34" W: 51" D: 35"  
Seat Ht: 18" Arm Ht: 23.5"



SOFA

**c** 6843A

H: 34" W: 74" D: 35"  
Seat Ht: 18" Arm Ht: 23.5"

Available in: **c** Cushion



Cushions are secured to withstand wind and ensure long-lasting performance.

# KASHTON SLING

SLING + PADDED SLING | ALUMINUM

Celebrate outdoor dining with the Kashton collection from Homecrest. Featuring our industry-leading coil spring swivel rocker mechanism and an open, inviting design, Kashton unites fashion with utility, making it an excellent choice for families across the nation.



HIGH BACK DINING CHAIR

S 1K371 PS 1K471

H: 44" W: 25" D: 28"

Seat Ht: 17.5" Arm Ht: 24.25"



HIGH BACK SWIVEL ROCKER

S 1K901 PS 1K911

H: 44" W: 25" D: 30"

Seat Ht: 17.5" Arm Ht: 24.25"



SWIVEL ROCKER BALCONY STOOL

S 1K781 PS 1K791

H: 41.25" W: 26" D: 30"

Seat Ht: 20.25" Arm Ht: 30"



ARMLESS ADJUSTABLE CHAISE

S 1K300 PS 1K200

H: 43.5" W: 26" L: 76"

Seat Ht: 16" Arm Ht: N/A



OTTOMAN

S 32121 PS 32131

H: 17.5" W: 20" D: 20.5"

Seat Ht: 17.5" Arm Ht: N/A



Available in: S Sling PS Padded Sling



SHOWN IN PHOTO:

**HIGH BACK SWIVEL ROCKER | 1K901**  
Carbon | Carbon Welt | Carbon Finish

**42" x 93" LATITUDE DINING TABLE | 624293DLT**  
Carbon Finish

**SWIVEL ROCKER BALCONY STOOL | 1K781**  
Carbon | Carbon Welt | Carbon Finish

**48" LATITUDE BALCONY TABLE | 3748RBLT**  
Carbon Finish

**9' MARKET UMBRELLA | 854FMA**  
Turquoise (Recaeri) | Onyx Umbrella Pole

**CAST IRON UMBRELLA BASE | 00091**  
Carbon Finish

**ALLURE ADJUSTABLE CHAISE | 11310**  
Carbon | Carbon Finish

# LIBERTY CUSHION

DREAMCORE™ | ALUMINUM

Liberty's timeless design and unparalleled comfort will enhance outdoor spaces for generations to come. Create an environment of relaxation and serenity with a full complement of deep seating pieces, all made in the USA. The crisp tailoring and clean lines will create an engaging ambiance that celebrates the past and the future.



CHAT CHAIR

**C** 1639A

H: 42" W: 28" D: 35"  
Seat Ht: 18" Arm Ht: 24"



SWIVEL ROCKER CHAT CHAIR

**C** 1690A

H: 42" W: 28" D: 35"  
Seat Ht: 18" Arm Ht: 24"



LOVESEAT

**C** 1642A

H: 42" W: 52.5" D: 35"  
Seat Ht: 18" Arm Ht: 24"



SOFA

**C** 1643A

H: 42" W: 76.5" D: 35"  
Seat Ht: 18" Arm Ht: 24"



OTTOMAN

**C** 1612A

H: 16" W: 27" D: 27.5"  
Seat Ht: 16" Arm Ht: N/A



Available in: **C** Cushion





SHOWN IN PHOTO:

SWIVEL ROCKER CHAT CHAIR | 1690A  
Chapel (Discontinued) | Hickory Finish

54" TIMBER CHAT FIRE PIT | 4654CTM-JLP (DISCONTINUED)  
Sequoia Top | Hickory Finish | Bronze Fire Jewelry

KASHTON HIGH BACK SWIVEL ROCKER | 1K901  
Sahara (Discontinued) | Pebble Well (Discontinued) | Hickory Finish

KASHTON HIGH BACK DINING CHAIR | 1K371  
Sahara (Discontinued) | Pebble Well (Discontinued) | Hickory Finish

42" x 84" TIMBER DINING TABLE | 254284DTM  
Sequoia Top | Hickory Finish



Cushions are secured to withstand wind and ensure long-lasting performance.

# MAGNETA CUSHION

DREAMCORE™ | ALUMINUM

Sleek, modern, and aerodynamic: meet our Magneta cushion collection. Its accentuated, curving arms place this series firmly in the Streamline Moderne style, which originally emerged as an international evolution of French Art Deco design. In addition to its cosmopolitan visual appeal, our Magneta cushion pieces feature Homecrest's DreamCore cushions, which are designed for both weather resistance and delivering a luxury seating experience.



CHAT CHAIR

C 4139A

H: 35" W: 30" D: 33"  
Seat Ht: 18" Arm Ht: 23.75"



SWIVEL ROCKER CHAT CHAIR

C 4190A

H: 35" W: 30" D: 33"  
Seat Ht: 18" Arm Ht: 23.75"



LOVESEAT

C 4142A

H: 35" W: 54" D: 33"  
Seat Ht: 18" Arm Ht: 23.75"



SOFA

C 4143A

H: 35" W: 78" D: 33"  
Seat Ht: 18" Arm Ht: 23.75"



Cushions are secured to withstand wind and ensure long-lasting performance.



**Note:** A solid color fabric selection is required for the back of each unit, with the cushion being the same color or a coordinating pattern. Visit our website for fabric information and options. Solid color fabrics that have a woven texture or color direction will run the opposite direction on the back frame slip cover of all Magneta pieces. Grade and appropriate upcharge for the back frame slip cover fabric selection is calculated separately from the cushion fabric grade.

Available in: C Cushion





**SWIVEL ROCKER CHAT CHAIR**



This all-aluminum chat chair features our adjustable AlumaRoc™ mechanism. The gentle motion, paired with the DreamCore cushion, creates the ultimate in comfort.

**SHOWN IN PHOTO:**

**CHAT CHAIR | 4139A**

Level Pumice (Discontinued) | Cast Pumice Back (Sunbrella) | Umber Finish

**SWIVEL ROCKER CHAT CHAIR | 4190A**

Level Pumice (Discontinued) | Cast Pumice Back (Sunbrella) | Umber Finish

**32" x 52" CONCRETE LOUNGE FIRE PIT | 893252XCTTT | 89XNC-JLP BASE**

Drift Top | Umber Finish | Bronze Fire Jewelry

**SOFA | 4143A**

Cast Pumice (Sunbrella) | Umber Finish

**24" CONCRETE END TABLE | C2424SCT | 5723B BASE**

Drift Top | Umber Finish

**18" SQUARE PILLOW | 00018**

Nurture Charcoal (Sunbrella)

**18" SQUARE PILLOW | 00018**

Surround Dusk (Sunbrella)

**12" x 22" KIDNEY PILLOW | 01222**

Level Sunset (Discontinued)

**SCAN + WATCH ▶**

Learn more about the comfortable Magneta cushion collection here!



# MAGNETA SLING

SLING + PADDED SLING | ALUMINUM

We've complemented our Magneta cushion collection with these sleek, modern sling options. Magneta, one of our "Designed with Weight" collections, takes inspiration from the dynamic Streamline Moderne school of design, which originally emerged as an international evolution of French Art Deco. This makes our Magneta sling collection not just contemporary, but also cosmopolitan. And of course, our double layer sling pairs wonderfully with the visual appeal by providing a luxury seating experience.



HIGH BACK DINING CHAIR

S 41379 PS 41479

H: 43" W: 28" D: 27.5"  
Seat Ht: 17.5" Arm Ht: 23.5"



HIGH BACK SWIVEL ROCKER

S 41910 PS 41900

H: 43" W: 28" D: 30"  
Seat Ht: 17.5" Arm Ht: 23.5"



LOW BACK CAFÉ CHAIR

S 41680 PS 41690

H: 37.5" W: 28" D: 27.5"  
Seat Ht: 19.5" Arm Ht: 25.5"



SWIVEL ROCKER BALCONY STOOL

S 41780 PS 41790

H: 36.5" W: 28" D: 30"  
Seat Ht: 21" Arm Ht: 29.5"



OTTOMAN

S 32121 PS 32131

H: 17.5" W: 20" D: 20.5"  
Seat Ht: 17.5" Arm Ht: N/A



Frames are designed with added weight to withstand wind and stay in place.

## PRODUCT FEATURE

This collection features powder-coated, solid-steel cross bars and internal side rails for added weight. The entire swivel rocker undercarriage is zinc-plated prior to powder coating. A 2-3/4" x 3/8" solid-steel plate is designed into the undercarriage for additional weight.



Solid-Steel Cross Bar



Solid-Steel Plate

Available in: S Sling PS Padded Sling





**SHOWN IN PHOTO:**

**HIGH BACK DINING CHAIR | 41379**  
Nova | Carbon Welt | Carbon Finish

**HIGH BACK SWIVEL ROCKER | 41910**  
Nova | Carbon Welt | Carbon Finish

**42" x 62" TIMBER DINING TABLE | 25426DTMNU**  
Char Top | Carbon Finish

**18" SQUARE PILLOW | 00018**  
Dolce Oasis (Sunbrella)

**MAGNETA SWIVEL ROCKER CHAT CHAIR | 4190A**  
Dupione Celeste (Sunbrella) | Carbon Finish

**42" TIMBER LOUNGE FIRE PIT | 42SQMTT | 89RNC-JLP BASE**  
Char Top | Carbon Finish | Platinum Fire Jewelry

**12" x 22" KIDNEY PILLOW | 01222**  
Bliss Lemon (Sunbrella)

**▶ TAKE NOTICE**

This collection features both dining and café height seating. Our café chairs pair with café height tables. Want to use these café chairs with a dining height table? Add a Lift Kit (KIT175) to raise the 37XX series dining base on all Natural Series and Latitude tables an additional 1.75", increasing the table height from dining to café in minutes!

# MANHATTAN

METAL | STEEL

The Manhattan collection is available in café, balcony, and bar heights, and it is built to last with its powder-coated steel construction. Available in all Homecrest finishes, Manhattan comes with a metal seat and optional removable seat pad or an attached padded seat.



## ARMLESS CAFÉ CHAIR

**M** CH590-CH **M** CH590-CH2 (2 Pack\*)

**C** CH590-PD **C** CH590-PD2 (2 Pack\*)

H: 35" W: 18.5" D: 21"

Seat Ht: 18.75" Arm Ht: N/A

(Stackable: 4-6)



## CAFÉ CHAIR

**M** CH320-CH **M** CH320-CH2 (2 Pack\*)

**C** CH320-PD **C** CH320-PD2 (2 Pack\*)

H: 35" W: 20" D: 21"

Seat Ht: 18.75" Arm Ht: 25.75"

(Stackable: 4-6)



## ARMLESS BALCONY STOOL

**M** CH250-CH **C** CH250-PD

H: 40.5" W: 18.5" D: 21"

Seat Ht: 24" Arm Ht: N/A



## ARMLESS BAR STOOL

**M** CH240-CH **C** CH240-PD

H: 45.5" W: 18.5" D: 21"

Seat Ht: 29" Arm Ht: N/A



## REMOVABLE SEAT PAD

**C** CH-PAD (with Ties)

**C** CH-PADNT (without Ties)

H: 1" W: 16" D: 17"

Seat Ht: N/A Arm Ht: N/A

## PRODUCT FEATURE

The Manhattan café chairs stack 4-6 high! All Manhattan chairs are available with a metal and padded seat. A removable seat pad option is also available.



Frames are designed with added weight to withstand wind and stay in place.

Available in: **M** Metal Seat **C** Padded Seat

## ▶ TAKE NOTICE

Our café chairs pair with café height tables. Want to use these café chairs with a dining height table? Add a Lift Kit (KIT175) to raise the 37XX series dining base on all Natural Series and Latitude tables an additional 1.75", increasing the table height from dining to café in minutes!

\*When ordering multi-pack, quantity of one equals two pieces, as denoted in model #x.





**MANHATTAN COLLECTION PIECES**

← **C** The Manhattan collection is available with a metal seat, an attached padded seat (as shown on the left), or a removable seat pad.

**SHOWN IN PHOTO:**

**BAR STOOL | CH590-PD**  
Crimson (Outdoor) | Carbon Finish

**BAR STOOL | CH590-PD**  
Timbre Sterling (Discontinued) | Carbon Finish

**CAFÉ CHAIR | CH320-PD**  
Timbre Sterling (Discontinued) | Carbon Finish

**36" STONEGATE CAFÉ TABLE | C0036RSG TOP | 1800B BASE**  
Pebble Top | Carbon Finish

**36" STONEGATE BAR TABLE | C0036RSG TOP | 0800B BASE**  
Pebble Top | Carbon Finish

# MILA CUSHION

## ALUMINUM

Available in:  Cushion

With fluid arms evocative of a waterfall, our Mila collection is a perfect blend of mid-century modern and Art Deco. This collection offers a simple, face forward design that is equal parts form and function, inspired by our rich history of trend-driven styles in the outdoor furniture industry. Its solid aluminum frame and powder-coated finishes ensure that Mila performs well in outdoor environments from coast to coast, while the moisture-resistant, High Resilient cushions offer a luxurious sit.







CHAT CHAIR

C 6439A

H: 33" W: 34" D: 29.5"

Seat Ht: 18" Arm Ht: 24.5"

► TAKE NOTICE

If a pattern is selected for the arms (i.e. a stripe), the pattern will be rotated 90 degrees from how it appears on the cushion.



SHOWN IN PHOTO:

CHAT CHAIR | 6439A

Firth Indigo (Bella-Dura) | Shadow (Brisa) Arms | Carbon Finish

ALLURE OTTOMAN | 1112A

Nye Dusk (Bella-Dura) | Carbon Finish

12" x 22" KIDNEY PILLOW | 01222

Nye Dusk (Bella-Dura)



Cushions are secured to withstand wind and ensure long-lasting performance.

# REVIVE CUSHION

DREAMCORE™ | ALUMINUM

Homecrest's Revive collection celebrates mid-century modern design and the artists who shaped a generation. Featuring our signature DreamCore cushion technology, Revive offers supreme comfort and a striking design aesthetic, plus all of the industry-leading quality specifications that are built into every piece of Homecrest furniture. Sit back, relax, and enjoy the sunshine knowing that this gorgeous furniture that celebrates a dynamic era will be loved by generations to come.



CHAT CHAIR

C 6139A

H: 35" W: 30.5" D: 33"  
Seat Ht: 18" Arm Ht: 25"



SWIVEL ROCKER CHAT CHAIR

C 6190A

H: 35" W: 30.5" D: 30"  
Seat Ht: 18" Arm Ht: 25"



LOVESEAT

C 6142A

H: 35" W: 54.5" D: 33"  
Seat Ht: 18" Arm Ht: 25"



SOFA

C 6143A

H: 35" W: 78.5" D: 33"  
Seat Ht: 18" Arm Ht: 25"



ARMLESS CHAT CHAIR\*

C 6139N

H: 35" W: 25" D: 33"  
Seat Ht: 18" Arm Ht: N/A



LEFT ARM CHAT CHAIR\*

C 6139L

H: 35" W: 28" D: 33"  
Seat Ht: 18" Arm Ht: 25"



RIGHT ARM CHAT CHAIR\*

C 6139R

H: 35" W: 28" D: 33"  
Seat Ht: 18" Arm Ht: 25"



ARMLESS LOVESEAT\*

C 6142N

H: 35" W: 49" D: 33"  
Seat Ht: 18" Arm Ht: N/A



LEFT ARM LOVESEAT\*

C 6142L

H: 35" W: 52" D: 33"  
Seat Ht: 18" Arm Ht: 25"



RIGHT ARM LOVESEAT\*

C 6142R

H: 35" W: 52" D: 33"  
Seat Ht: 18" Arm Ht: 25"



ARMLESS SOFA\*

C 6143N

H: 35" W: 73" D: 33"  
Seat Ht: 18" Arm Ht: N/A



LEFT ARM SOFA\*

C 6143L

H: 35" W: 76" D: 33"  
Seat Ht: 18" Arm Ht: 25"



RIGHT ARM SOFA\*

C 6143R

H: 35" W: 76" D: 33"  
Seat Ht: 18" Arm Ht: 25"




CORNER\*

C 6110A

H: 35" W: 34" D: 34"  
Seat Ht: 18" Arm Ht: N/A



 Cushions are secured to withstand wind and ensure long-lasting performance.



\*Units are not standalone pieces. We recommend using end units with arms on all modular configurations due to exposed brackets on armless versions.

Available in:  Cushion





SHOWN IN PHOTO:

**SWIVEL ROCKER CHAT CHAIR | 6190A**  
Canvas Flax (Sunbrella) | Hickory Finish

**42" SLATE LOUNGE FIRE PIT | 42S0SLTT | 89SNC-JLP BASE**  
Char top | Hickory Finish | Platinum Fire Jewelry

**12" x 22" KIDNEY PILLOW | 01222**  
Expand Tamale (Discontinued)

**REVIVE AIR RIGHT ARM LOVESEAT | 61AR42R**  
Poppy | Hickory Finish

**REVIVE AIR LEFT ARM SOFA | 61AR43L**  
Poppy | Hickory Finish

**35.5" x 23" MODE CORNER UNIT | 1310020**  
Hickory Finish

**ALLURE OTTOMAN | 1112A**  
Expand Tamale (Discontinued) | Hickory Finish

**12" x 22" KIDNEY PILLOW | 01222**  
Canvas Flax (Sunbrella)

**18" SQUARE PILLOW | 00018**  
Canvas Flax (Sunbrella)

# REVIVE AIR

## SENSATION SLING | ALUMINUM

The mid-century modern era was a great time to be in furniture design. Decades later, this iconic style is experiencing a renaissance, but with all of the benefits of current technology. The Revive air collection uses our unique Sensation sling material, which offers incredible stretch, memory, and UV resistance, providing the look and feel of a cushion with none of the maintenance.



ARMLESS CHAT CHAIR

A 61AR350

H: 35" W: 26.5" D: 30"  
Seat Ht: 18" Arm Ht: N/A



CHAT CHAIR

A 61AR390

H: 35" W: 33" D: 33"  
Seat Ht: 18" Arm Ht: 25"



SWIVEL ROCKER CHAT CHAIR

A 61AR901

H: 35" W: 33" D: 30"  
Seat Ht: 18" Arm Ht: 25"



LEFT ARM CHAT CHAIR

A 61AR39L

H: 35" W: 30" D: 33"  
Seat Ht: 18" Arm Ht: 25"



RIGHT ARM CHAT CHAIR

A 61AR39R

H: 35" W: 30" D: 33"  
Seat Ht: 18" Arm Ht: 25"



ARMLESS LOVESEAT

A 61AR42N

H: 35" W: 53" D: 30"  
Seat Ht: 18" Arm Ht: N/A



LOVESEAT

A 61AR420

H: 35" W: 59.5" D: 33"  
Seat Ht: 18" Arm Ht: 25"



LEFT ARM LOVESEAT

A 61AR42L

H: 35" W: 56.5" D: 33"  
Seat Ht: 18" Arm Ht: 25"



RIGHT ARM LOVESEAT

A 61AR42R

H: 35" W: 56.5" D: 33"  
Seat Ht: 18" Arm Ht: 25"



ARMLESS SOFA

A 61AR43N

H: 35" W: 79" D: 30"  
Seat Ht: 18" Arm Ht: N/A



SOFA

A 61AR430

H: 35" W: 85.5" D: 33"  
Seat Ht: 18" Arm Ht: 25"



LEFT ARM SOFA

A 61AR43L

H: 35" W: 82.5" D: 33"  
Seat Ht: 18" Arm Ht: 25"



RIGHT ARM SOFA

A 61AR43R

H: 35" W: 82.5" D: 33"  
Seat Ht: 18" Arm Ht: 25"



MODE CORNER UNIT

1310016 - Side Table Height  
H: 16" W: 35.5" D: 23"

1310020 - End Table Height  
H: 20" W: 35.5" D: 23"



STONEGATE CORNER UNIT

1310016SG - Side Table Height  
H: 16.5" W: 37.5" D: 24"

1310020SG - End Table Height  
H: 21.5" W: 37.5" D: 24"

Available in: **A** Air

**Note:** Depending on the desired configuration and use, we recommend ordering multi-seat units to eliminate multiple legs for a cleaner look (i.e. order an armless sofa versus three armless chat chairs).

### SHOWN IN PHOTO:

SWIVEL ROCKER CHAT CHAIR | 61AR901  
Bisque | Hickory Finish

LOVESEAT | 61AR420  
Bisque | Hickory Finish

STONEGATE CORNER UNIT | 1310020SG  
Pebble Top | Hickory Finish

SOFA | 61AR430  
Bisque | Hickory Finish

42" STONEGATE LOUNGE FIRE PIT | 4254501T | 895NC-JLP BASE  
Pebble Top | Hickory Finish | Bronze Fire Jewelry

12" x 22" KIDNEY PILLOW | 00020  
Platform Aloe (Discontinued)

18" SQUARE PILLOW | 00018  
Platform Aloe (Discontinued)


18" SQUARE PILLOW | 00018  
Resonate Dune (Sunbrella)





**REVIVE'S 18" SEAT HEIGHT**  
 Love the Elements and Grace air collections? Then you'll love Revive, which features a higher seat height!

**AVAILABLE FABRIC OPTIONS** *Air collections are available in Sensation sling fabrics only. Look for the air collection "A" icon.*



AGATE II    CAMEO II    ZINC II    CARIBBEAN    POPPY    STRATUS    BISQUE    CEDAR II

# STELLA SLING

SLING + PADDED SLING | ALUMINUM

Stella features elegantly sloped arms and our signature double layer sling. Stella is one of our "Designed with Weight" collections, making it ideal for windy conditions. Custom aluminum extrusions are used for the arms and base to provide a low-maintenance and corrosion-free material for those high-wear components, while powder-coated, solid-steel cross bars and internal side rails add weight.



HIGH BACK DINING CHAIR

S 7A379 PS 7A479  
H: 43" W: 24.5" D: 30"  
Seat Ht: 17.5" Arm Ht: 21.5"



HIGH BACK SWIVEL ROCKER

S 7A910 PS 7A900  
H: 43" W: 24.5" D: 30"  
Seat Ht: 17.5" Arm Ht: 21.5"



HIGH BACK LOVESEAT

S 7A420 PS 7A429  
H: 43" W: 45.5" D: 30"  
Seat Ht: 17.5" Arm Ht: 21.5"



HIGH BACK SOFA

S 7A430 PS 7A439  
H: 43" W: 66.25" D: 30"  
Seat Ht: 17.5" Arm Ht: 21.5"



LOW BACK LOVESEAT

S 7A450 PS 7A459  
H: 35" W: 45.5" D: 30"  
Seat Ht: 17.5" Arm Ht: 21.5"



LOW BACK SOFA

S 7A460 PS 7A469  
H: 35" W: 66.25" D: 30"  
Seat Ht: 17.5" Arm Ht: 21.5"



LOW BACK CAFÉ CHAIR

S 7A680 PS 7A690  
H: 37.5" W: 24.5" D: 30"  
Seat Ht: 19.5" Arm Ht: 23.5"



SWIVEL ROCKER BALCONY STOOL

S 7A780 PS 7A790  
H: 36.5" W: 24" D: 30"  
Seat Ht: 21" Arm Ht: 29"



OTTOMAN

S 32121 PS 32131  
H: 17.5" W: 20" D: 20.5"  
Seat Ht: 17.5" Arm Ht: N/A

## PRODUCT FEATURE


This collection features powder-coated, solid-steel cross bars and internal side rails for added weight. The entire swivel rocker undercarriage is zinc-plated prior to powder coating. A 2-3/4" x 3/8" solid-steel plate is designed into the undercarriage for additional weight.



Available in:  
S Sling PS Padded Sling

## ▶ TAKE NOTICE

This collection features both dining and café height seating. Our café chairs pair with café height tables. Want to use these café chairs with a dining height table? Add a Lift Kit (KIT175) to raise the 37XX series dining base on all Natural Series and Latitude tables an additional 1.75", increasing the table height from dining to café in minutes!





**SHOWN IN PHOTO:**

**HIGH BACK SWIVEL ROCKER | 7A910**  
Shadows | Carbon Welt | Carbon Finish

**48" CONCRETE DINING TABLE | 3748RDCT**  
Drift Top | Carbon Finish

**9' MARKET UMBRELLA | 854FMA**  
Turquoise (Recacril) | Onyx Umbrella Pole

**CAST IRON UMBRELLA BASE | 00091**  
Carbon Finish



Frames are designed with added weight to withstand wind and stay in place.

# SUTTON CUSHION

## ALUMINUM

Plush, all-weather back and seat cushions, plus strong lines and durable aluminum frames, are just the beginning of the story that describes Homecrest's Sutton cushion collection. Creating an outdoor space is easy with Sutton's bold shapes. Gently sloping backs promote restful lounging while Homecrest's plush cushions hug your body with softness and support. From every angle, the innovative design of the Sutton collection strikes a modern pose.



CHAT CHAIR

C 4537A

H: 36" W: 30.5" D: 34"  
Seat Ht: 18" Arm Ht: 24.5"



SWIVEL ROCKER CHAT CHAIR

C 4590A

H: 36" W: 30.5" D: 34"  
Seat Ht: 18" Arm Ht: 24.5"



HIGH BACK CHAT CHAIR

C 4539A

H: 43" W: 30.5" D: 34"  
Seat Ht: 18" Arm Ht: 24.5"



HIGH BACK SWIVEL ROCKER CHAT CHAIR

C 4592A

H: 43" W: 30.5" D: 34"  
Seat Ht: 18" Arm Ht: 24.5"



LOVESEAT

C 4542A

H: 36" W: 55.5" D: 34"  
Seat Ht: 18" Arm Ht: 24.5"



SOFA

C 4543A

H: 36" W: 80.5" D: 34"  
Seat Ht: 18" Arm Ht: 24.5"

Available in: C Cushion







SHOWN IN PHOTO:

**CHAT CHAIR | 4537A**

Cast Silver (Sunbrella) | Storm Finish

**LOVESEAT | 4542A**

Cast Silver (Sunbrella) | Storm Finish

**32" x 52" MODE LOUNGE FIRE PIT | 133252TT | 89XNC-JLP BASE**

Storm Finish | Caribbean Blue Fire Jewelry

**18" SQUARE PILLOW | 00018**

Captiva Admiral (Discontinued)

**18" SQUARE PILLOW | 00018**

Scoop Aqua (Discontinued)

**12" x 22" KIDNEY PILLOW | 01222**

Scoop Aqua (Discontinued)



Cushions are secured to withstand wind and ensure long-lasting performance.

# SUTTON SLING

SLING + PADDED SLING | ALUMINUM

The Sutton sling collection offers refined comfort in our signature double layer sling. Sutton is one of our "Designed with Weight" collections, making it ideal for windy conditions. Custom aluminum extrusions are used for the arms and base to provide a low-maintenance and corrosion-free material for those high-wear components, while powder-coated, solid-steel cross bars and internal side rails add weight.



LOW BACK DINING CHAIR

S 45370 PS 45470

H: 35" W: 24.75" D: 28"  
Seat Ht: 17.5" Arm Ht: 23.625"



LOW BACK SWIVEL ROCKER

S 45360 PS 45390

H: 35" W: 24.75" D: 30"  
Seat Ht: 17.5" Arm Ht: 23.75"



HIGH BACK DINING CHAIR

S 45379 PS 45479

H: 43.5" W: 24.75" D: 28"  
Seat Ht: 17.5" Arm Ht: 23.625"



HIGH BACK SWIVEL ROCKER

S 45900 PS 45910

H: 43.5" W: 24.75" D: 30"  
Seat Ht: 17.5" Arm Ht: 23.75"



SWIVEL ROCKER BALCONY STOOL

S 45780 PS 45790

H: 41" W: 24.75" D: 30"  
Seat Ht: 21" Arm Ht: 30"



OTTOMAN

S 32121 PS 32131

H: 17.5" W: 20" D: 20.5"  
Seat Ht: 17.5" Arm Ht: N/A

## PRODUCT FEATURE

This collection features powder-coated, solid-steel cross bars and internal side rails for added weight. The entire swivel rocker undercarriage is zinc-plated prior to powder coating. A 2-3/4" x 3/8" solid-steel plate is designed into the undercarriage for additional weight.



Available in: S Sling PS Padded Sling



Frames are designed with added weight to withstand wind and stay in place.



SHOWN IN PHOTO:

HIGH BACK SWIVEL ROCKER | 45900  
Agate II | Carbon Welt | Carbon Finish

42" x 84" CONCRETE DINING TABLE | 254284DCT  
Char Top | Carbon Finish

# WREN CUSHION

## ALUMINUM

Available in: **C** Cushion

Our Wren collection is inspired by a bird in flight, the arms curving downward like wings gliding gracefully over water. The frame is constructed using powder-coated aluminum extrusions, ensuring maximum durability and weather resistance. Wren's size and scale is a representation of our long heritage of crafting quality furniture for every outdoor space. The comfortable cushions offer a seating experience as relaxing as it is functional.



CHAT CHAIR

**C** 6637A

H: 32" W: 35" D: 30"

Seat Ht: 18" Arm Ht: 24"





**SWIVEL ROCKER CHAT CHAIR**  
**C** 6690A  
 H: 32" W: 35" D: 30"  
 Seat Ht: 18" Arm Ht: 24"



**LOVESEAT**  
**C** 6642A  
 H: 32" W: 56" D: 30"  
 Seat Ht: 18" Arm Ht: 24"



**SOFA**  
**C** 6643A  
 H: 32" W: 79" D: 30"  
 Seat Ht: 18" Arm Ht: 24"

**▶ TAKE NOTICE**

If a pattern is selected for the arms (i.e. a stripe), the pattern will be rotated 90 degrees from how it appears on the cushion.



**SHOWN IN PHOTO:**

**SWIVEL ROCKER CHAT CHAIR | 6690A**  
 Harborview Dove (Bella-Dura) | Carbon Finish

**SOFA | 6643A**  
 Harborview Dove (Bella-Dura) | Carbon Finish

**LOVESEAT | 6642A**  
 Harborview Dove (Bella-Dura) | Carbon Finish

**32" x 50" LATITUDE LOUNGE FIRE PIT | 893250XLTT | 89XNC-JLP BASE**  
 Carbon Finish

**18" SQUARE PILLOW | 00018**  
 Tinta Unita Spa (Tempotest)

**12" x 22" KIDNEY PILLOW | 01222**  
 Fiera Crystal (Tempotest)



Cushions are secured to withstand wind and ensure long-lasting performance.

**SHOWN IN PHOTO:**

**GRACE LOVESEAT | 10421**

Hot Shot Hemp (Discontinued) | Niko Finish

**GRACE SOFA | 10431**

Hot Shot Hemp (Discontinued) | Niko Finish

**GRACE CHAT CHAIR | 10391**

Accord Jade (Discontinued) | Hot Shot Hemp Back (Discontinued) | Niko Finish

**GRACE OTTOMAN | 10120**

Accord Jade (Discontinued) | Niko Finish

**GRACE LOW BACK DINING CHAIR | 10370**

Glacier | Glacier Welt | Niko Finish

**20" SQUARE PILLOW | 00020**

Accord Jade (Sunbrella)

**18" SQUARE PILLOW | 00018**

Sierra Turquoise (Discontinued)

**42" STONEGATE LOUNGE FIRE PIT | 42SQSGTT | 89SNC-JLP BASE**

Pebble Top | Niko Finish | Caribbean Blue Fire Jewelry

**42" x 84" STONEGATE DINING TABLE | 374284DSG**

Pebble Top | Niko Finish





OUTDOOR TABLES + FIRE PITS

EXPERIENCE  
**HEAT**  
AND  
**VERSATILITY**

Experience the outdoors all year long with Homecrest outdoor tables and fire tables. Outdoor dining and conversation spaces have consistently been a rising trend in outdoor living design and function. Our gorgeous tables and fire tables provide a stylish focal point that visually transforms any outdoor space, creating a warm, inviting, and functional atmosphere.

Made in the USA

LOVE OUR DURABLE

# CONCRETE TOPS







SHOWN IN PHOTO:

ELEVATE ARMLESS CAFÉ CHAIRS | 56350  
Kozo | Onyx Finish

42" CONCRETE CAFÉ TABLE | C4242SCTNU | 3330B BASE  
Drift Top | Onyx Finish

ELEVATE ARMLESS BAR STOOLS | 56450  
Kozo | Onyx Finish

42" CONCRETE BAR TABLE | C4242SCT | 3340B BASE  
Drift Top | Onyx Finish

6.5' PULLEY LIFT MARKET UMBRELLA | 454FM-SQ  
Logo Red (Recacril) | Onyx Umbrella Pole

24" UMBRELLA BASE PLATE | 33UMBP  
Onyx Finish

BAR HEIGHT POLE | 47FM-BP  
Onyx Finish

# CONCRETE TABLES

## NATURAL SERIES



Offering a simple yet sophisticated style to your outdoor space design has never been easier than with Homecrest's Concrete table tops. A member of our Natural Series collection, our Concrete tables are crafted using the latest in composite technology, giving you a contemporary, industrial-chic piece that is as durable as it is beautiful. This collection is sure to please those with an eye for innovative aesthetics.

### COMPLETE TABLES | OCCASIONAL, DINING, CAFÉ, BALCONY, + BAR

**Note:** The complete table units below only require one model number when ordering. Height listed is the complete table height and can vary up to 1/4". Table tops feature a 2" straight edge profile.



Chat  
Aluminum Base  
H: 21.25"



Dining/Café  
Aluminum Base  
H: 27.5"



Dining  
Aluminum Base  
H: 27.5"



Dining/Café  
Aluminum Base  
H: 27.5"



Dining  
Aluminum Base  
H: 27.5"




Café  
Aluminum Base  
H: 30.25"

●	<b>42" ROUND</b> (with Hole)		Top + Base: <b>3742RDCT</b>			
●	<b>42" ROUND</b> (no Hole)	Top + Base: <b>3742RCCTNU</b>	Top + Base: <b>3742RDCTNU</b>			
■	<b>42" SQUARE</b> (with Hole)			Top + Base: <b>2542SDCT</b>		Top + Base: <b>2542SFCT</b>
■	<b>42" SQUARE</b> (no Hole)			Top + Base: <b>2542SDCTNU</b>		Top + Base: <b>2542SFCTNU</b>
■	<b>42" x 62" RECTANGLE</b> (with Hole)			Top + Base: <b>374262DCT</b>	Top + Base: <b>254262DCT</b>	
■	<b>42" x 84" RECTANGLE</b> (with Hole)			Top + Base: <b>374284DCT</b>	Top + Base: <b>254284DCT</b>	
●	<b>48" ROUND</b> (with Hole)		Top + Base: <b>3748RDCT</b>			
●	<b>54" ROUND</b> (with Hole)		Top + Base: <b>3754RDCT</b>			
●	<b>54" ROUND</b> (no Hole)	Top + Base: <b>3754RCCTNU</b>				
+	<b>LIFT KIT</b> (Convert Dining to Café Height)	N/A	<b>KIT175</b> (Adds 1.75" in Height)	N/A	<b>KIT175</b> (Adds 1.75" in Height)	N/A

**Note:** The Natural Series 37XX dining table base (27.5" in height) is designed to easily convert to a café table base (29.25" in height) by adding a Lift Kit (KIT175). Simply attach the hardware to the base frame for an additional 1.75" in height. The Lift Kit can be removed to convert the café table base back to a dining table base. Lift Kits are available in all finishes.



### AVAILABLE TOP COLORS



Each top is individually handcrafted and will vary in color. Colors are representations, refer to an actual sample. Homecrest tables and table tops with an umbrella hole come with a coordinating resin plug.



Café  
Aluminum Base  
H: 30.25"



Balcony  
Aluminum Base  
H: 34.25"



Balcony  
Aluminum Base  
H: 34.25"



Balcony  
Aluminum Base  
H: 34.25"



Balcony  
Aluminum Base  
H: 34.25"



Bar  
Aluminum Base  
H: 40"



Bar  
Aluminum Base  
H: 40"

	Top + Base: <b>3742RBCT</b>					
	Top + Base: <b>3742RBCTNU</b>					
		Top + Base: <b>2542SBCT</b>			Top + Base: <b>2542SBRCT</b>	
		Top + Base: <b>2542SBCTNU</b>			Top + Base: <b>2542SBRCTNU</b>	
Top + Base: <b>254262FCT</b>			Top + Base: <b>374262BCT</b>	Top + Base: <b>254262BCT</b>		Top + Base: <b>254262BRCT</b>
Top + Base: <b>254284FCT</b>			Top + Base: <b>374284BCT</b>	Top + Base: <b>254284BCT</b>		Top + Base: <b>254284BRCT</b>
	Top + Base: <b>3748RBCT</b>					
	Top + Base: <b>3754RBCT</b>					
N/A	N/A	N/A	N/A	N/A	N/A	N/A

Turn the page to view more table options! →

# CONCRETE TABLES

## NATURAL SERIES

### AVAILABLE TOP COLORS



### TOP + TABLE BASE COMBINATIONS | OCCASIONAL, DINING, CAFÉ, BALCONY, + BAR

**Note:** Use BOTH top and base model numbers when ordering. Height listed is the complete table height and can vary up to 1/4". Table tops feature a 2" straight edge profile.



■	<b>24" SQUARE</b> (with Hole)							Top: <b>C2424SCTWH</b> Base: <b>23275B</b>
■	<b>24" SQUARE</b> (no Hole)	Top: <b>C2424SCT</b> Base: <b>1122B</b>	Top: <b>C2424SCT</b> Base: <b>5724B</b>	Top: <b>C2424SCT</b> Base: <b>5723B</b>				Top: <b>C2424SCT</b> Base: <b>23275B</b>
■	<b>26" x 44" RECTANGLE</b> (no Hole)					Top: <b>C2644XCT</b> Base: <b>5744B</b>	Top: <b>C2644XCT</b> Base: <b>5743B</b>	
●	<b>30" ROUND</b> (with Hole)							Top: <b>C0030RCTWH</b> Base: <b>23275B</b>
●	<b>30" ROUND</b> (no Hole)					Top: <b>C0030RCT</b> Base: <b>1330B</b>		Top: <b>C0030RCT</b> Base: <b>23275B</b>
■	<b>30" SQUARE</b> (with Hole)							Top: <b>C3030SCTWH</b> Base: <b>23275B</b>
■	<b>30" SQUARE</b> (no Hole)		Top: <b>C3030SCT</b> Base: <b>5724B</b>	Top: <b>C3030SCT</b> Base: <b>5723B</b>				Top: <b>C3030SCT</b> Base: <b>23275B</b>
●	<b>36" ROUND</b> (with Hole)							Top: <b>C0036RCT</b> Base: <b>23275B</b>
●	<b>36" ROUND</b> (no Hole)							Top: <b>C0036RCTNU</b> Base: <b>23275B</b>
■	<b>36" SQUARE</b> (with Hole)							Top: <b>C3636SCT</b> Base: <b>23275B</b>
■	<b>36" SQUARE</b> (no Hole)							Top: <b>C3636SCTNU</b> Base: <b>23275B</b>
●	<b>42" ROUND</b> (with Hole)							Top: <b>C0042RCT</b> Base: <b>33275B</b>
●	<b>42" ROUND</b> (no Hole)							Top: <b>C0042RCTNU</b> Base: <b>33275B</b>
■	<b>42" SQUARE</b> (with Hole)							Top: <b>C4242SCT</b> Base: <b>33275B</b>
■	<b>42" SQUARE</b> (no Hole)							Top: <b>C4242SCTNU</b> Base: <b>33275B</b>
●	<b>48" ROUND</b> (with Hole)							Top: <b>C0048RCT</b> Base: <b>33275B</b>
●	<b>48" ROUND</b> (no Hole)							Top: <b>C0048RCTNU</b> Base: <b>33275B</b>
+	<b>UMBRELLA BASE PLATE</b> (Zinc-plated, Solid-steel)	N/A	N/A	N/A	N/A	N/A	N/A	<b>23UMBP or 33UMBP</b> (Required with Umbrella)

**Note:** An umbrella base plate is required when using 23XXX and 33XXX table bases with an umbrella. This zinc-plated, solid-steel umbrella base is available in all frame finishes and attaches to the table base. It can also be used to add weight to any 23XXX and 33XXX table base. Use the 18" umbrella base plate (23UMBP) with bases 23275B, 2330B, 2334B, and 2340B. Use the 24" umbrella base plate (33UMBP) with bases 33275B, 3330B, 3334B, and 3340B.



2" STRAIGHT EDGE PROFILE  
SHOWN IN CHAR

\*Base features adjustable floor glides for leveling.



Top: <b>C2424SCTWH</b> Base: <b>2330B</b>			Top: <b>C2424SCTWH</b> Base: <b>2334B</b>		Top: <b>C2424SCTWH</b> Base: <b>2340B</b>	
Top: <b>C2424SCT</b> Base: <b>2330B</b>	Top: <b>C2424SCT</b> Base: <b>1800B</b>		Top: <b>C2424SCT</b> Base: <b>2334B</b>	Top: <b>C2424SCT</b> Base: <b>0834B</b>	Top: <b>C2424SCT</b> Base: <b>2340B</b>	Top: <b>C2424SCT</b> Base: <b>0800B</b>
Top: <b>C0030RCTWH</b> Base: <b>2330B</b>			Top: <b>C0030RCTWH</b> Base: <b>2334B</b>		Top: <b>C0030RCTWH</b> Base: <b>2340B</b>	
Top: <b>C0030RCT</b> Base: <b>2330B</b>	Top: <b>C0030RCT</b> Base: <b>1800B</b>		Top: <b>C0030RCT</b> Base: <b>2334B</b>	Top: <b>C0030RCT</b> Base: <b>0834B</b>	Top: <b>C0030RCT</b> Base: <b>2340B</b>	Top: <b>C0030RCT</b> Base: <b>0800B</b>
Top: <b>C3030SCTWH</b> Base: <b>2330B</b>			Top: <b>C3030SCTWH</b> Base: <b>2334B</b>		Top: <b>C3030SCTWH</b> Base: <b>2340B</b>	
Top: <b>C3030SCT</b> Base: <b>2330B</b>	Top: <b>C3030SCT</b> Base: <b>1800B</b>		Top: <b>C3030SCT</b> Base: <b>2334B</b>	Top: <b>C3030SCT</b> Base: <b>0834B</b>	Top: <b>C3030SCT</b> Base: <b>2340B</b>	Top: <b>C3030SCT</b> Base: <b>0800B</b>
Top: <b>C0036RCT</b> Base: <b>2330B</b>			Top: <b>C0036RCT</b> Base: <b>2334B</b>		Top: <b>C0036RCT</b> Base: <b>2340B</b>	
Top: <b>C0036RCTNU</b> Base: <b>2330B</b>	Top: <b>C0036RCTNU</b> Base: <b>1800B</b>		Top: <b>C0036RCTNU</b> Base: <b>2334B</b>	Top: <b>C0036RCTNU</b> Base: <b>0834B</b>	Top: <b>C0036RCTNU</b> Base: <b>2340B</b>	Top: <b>C0036RCTNU</b> Base: <b>0800B</b>
Top: <b>C3636SCT</b> Base: <b>2330B</b>		Top: <b>C3636SCT</b> Base: <b>18ADAB</b>	Top: <b>C3636SCT</b> Base: <b>2334B</b>		Top: <b>C3636SCT</b> Base: <b>2340B</b>	
Top: <b>C3636SCTNU</b> Base: <b>2330B</b>	Top: <b>C3636SCTNU</b> Base: <b>1800B</b>	Top: <b>C3636SCTNU</b> Base: <b>18ADAB</b>	Top: <b>C3636SCTNU</b> Base: <b>2334B</b>	Top: <b>C3636SCTNU</b> Base: <b>0834B</b>	Top: <b>C3636SCTNU</b> Base: <b>2340B</b>	Top: <b>C3636SCTNU</b> Base: <b>0800B</b>
Top: <b>C0042RCT</b> Base: <b>3330B</b>			Top: <b>C0042RCT</b> Base: <b>3334B</b>		Top: <b>C0042RCT</b> Base: <b>3340B</b>	
Top: <b>C0042RCTNU</b> Base: <b>3330B</b>			Top: <b>C0042RCTNU</b> Base: <b>3334B</b>		Top: <b>C0042RCTNU</b> Base: <b>3340B</b>	
Top: <b>C4242SCT</b> Base: <b>3330B</b>			Top: <b>C4242SCT</b> Base: <b>3334B</b>		Top: <b>C4242SCT</b> Base: <b>3340B</b>	
Top: <b>C4242SCTNU</b> Base: <b>3330B</b>			Top: <b>C4242SCTNU</b> Base: <b>3334B</b>		Top: <b>C4242SCTNU</b> Base: <b>3340B</b>	
Top: <b>C0048RCT</b> Base: <b>3330B</b>			Top: <b>C0048RCT</b> Base: <b>3334B</b>		Top: <b>C0048RCT</b> Base: <b>3340B</b>	
Top: <b>C0048RCTNU</b> Base: <b>3330B</b>			Top: <b>C0048RCTNU</b> Base: <b>3334B</b>		Top: <b>C0048RCTNU</b> Base: <b>3340B</b>	
<b>23UMBP or 33UMBP</b> (Required with Umbrella)	N/A	N/A	<b>23UMBP or 33UMBP</b> (Required with Umbrella)	N/A	<b>23UMBP or 33UMBP</b> (Required with Umbrella)	N/A

Turn the page to view fire table options! →

# CONCRETE FIRE TABLES

## NATURAL SERIES

This is the perfect top for achieving a modern, industrial look. Our Concrete tops are a part of our Natural Series collection, which brings a sophisticated organic design element to outdoor spaces utilizing the latest in composite technology. Homecrest fire tables offer a powerful burner (up to 65,000 BTUs) and come standard with your choice of fire jewelry, as well as a secure key and black 3/4" aluminum fire burner riser.



**SHOWN IN PHOTO:**

**REVIVE AIR SWIVEL ROCKER CHAT CHAIR | 61AR901**  
Cameo II | Umber Finish

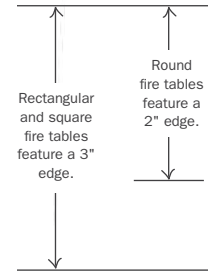
**42" CONCRETE LOUNGE FIRE PIT | 42RCTFPIT | 89RNC-JLP BASE**  
Drift Top | Umber Finish

**REVIVE AIR LOVESEAT | 61AR420**  
Cameo II | Umber Finish

**44" MODE COFFEE TABLE | 134444L**  
Umber Finish

**12" x 22" KIDNEY PILLOW | 01222**  
Renew Earthen (Sunbrella)

## AVAILABLE TOP COLORS



**Note:** Each top is individually handcrafted and will vary in color. Colors are representations, refer to an actual sample.

## FIRE TABLES Features a 2" or 3" straight edge profile.

**Note:** Each fire table comes standard with a 12" x 24" rectangular or 20" round 65,000 BTU stainless steel black powder-coated burner, external key valve, match-light ignition, 20 lbs of fire jewelry (select one or two colors), and a black 3/4" fire burner riser. The burner is available as either Liquid Propane (XXX-JLP) or Natural Gas (XXX-JNG)—if one is not selected, the burner will default to the Liquid Propane option. The square and rectangular fire tables feature a 3" straight edge profile and the round fire tables feature a 2" straight edge profile.



**42" LOUNGE**  
Top: 42SQCTTT  
Base: 89SNC (-JLP or -JNG)  
H: 21.5"  
Use fire table cover 005106



**32" x 52" LOUNGE**  
Top: 893252XCTTT  
Base: 89XNC (-JLP or -JNG)  
H: 21.5"  
Use fire table cover 006139



**36" x 60" LOUNGE**  
Top: 893660XCTTT  
Base: 89XNC (-JLP or -JNG)  
H: 21.5"  
Use fire table cover 006138



**42" LOUNGE**  
Top: 42RCTFPTT  
Base: 89RNC (-JLP or -JNG)  
H: 21.5"  
Use fire table cover 005369



**54" LOUNGE**  
Top: 54RCTFPTT  
Base: 89RNC (-JLP or -JNG)  
H: 21.5"  
Use fire table cover 005108



**42" DINING**  
Top: 42RCTFPTT  
Base: 89RDC (-JLP or -JNG)  
H: 27.5"  
Use fire table cover 005369



**54" DINING**  
Top: 54RCTFPTT  
Base: 89RDC (-JLP or -JNG)  
H: 27.5"  
Use fire table cover 005108



**42" BALCONY**  
Top: 42RCTFPTT  
Base: 89RBC (-JLP or -JNG)  
H: 34.5"  
Use fire table cover 005369



**54" BALCONY**  
Top: 54RCTFPTT  
Base: 89RBC (-JLP or -JNG)  
H: 34.5"  
Use fire table cover 005108

## FIRE JEWELRY + ACCESSORIES

**Note:** When ordering fire jewelry individually (without a fire table), use the six-digit model number. When ordering with a fire table, use the two-digit color code number that is next to the color name.



**13 - CRYSTAL ICE**  
006117



**20 - PLATINUM**  
006124 - Reflective



**16 - COPPER**  
006120 - Reflective



**14 - BRONZE**  
006118 - Reflective



**19 - MIDNIGHT BLACK**  
006123 - Reflective



**15 - GUNMETAL**  
006119 - Reflective



**17 - SAPPHIRE**  
006121 - Reflective



**18 - CARIBBEAN BLUE**  
006122 - Reflective



**22" BURNER COVER**  
91004  
Smooth aluminum  
Use with round burners



**14" x 26.25" BURNER COVER**  
91006  
Smooth aluminum  
Use with rectangular burners



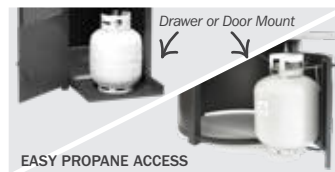
**22.5" GLASS GUARD**  
005561  
H: 6.75"  
Use in windy conditions  
Use with round burners



**15.5" x 28.5" GLASS GUARD**  
006086  
H: 5.8"  
Use in windy conditions  
Use with rectangular burners

## PRODUCT FEATURE

Every Homecrest fire table features easy propane access, a removable key valve for flame control, and a standard burner riser to keep the table surface cool. We also offer glass guards, which are recommended for use in windy conditions to contain the flame.



# EDEN TABLES

HDPE | ALUMINUM



Eden's warmly functional seating is sparked by Swedish simplicity, clean lines, and flawless craftsmanship. Constructed with HDPE materials, Eden is a slatted, teak-inspired top with an aluminum base that is available in all of Homecrest's textured powder-coated finishes. Available in café, balcony, and bar heights, the modern appearance of the Eden collection bears the essence of cool sophistication and the welcoming warmth of comfort you expect from your Homecrest outdoor furniture.

## COMPLETE TABLES | BENCHES, CAFÉ, BALCONY, + BAR

**Note:** These complete table units only require one model number when ordering. Height listed is the complete table height and can vary up to 1/4". Table tops feature a 3.5" edge profile.



Café Bench  
Aluminum Base  
H: 19"






Balcony Bench  
Aluminum Base  
H: 23"

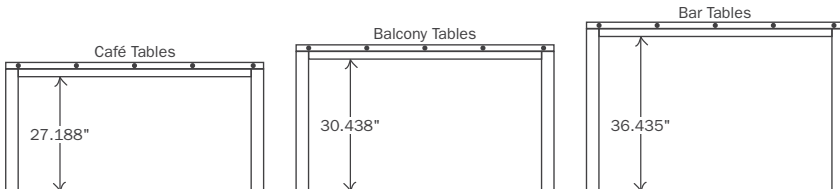


Bar Bench/Sofa Table  
Aluminum Base  
H: 29"



Café  
Aluminum Base  
H: 30"

 <b>15.5" x 48" RECTANGLE</b> (no Hole)	Top + Base: <b>261948</b>	Top + Base: <b>262348</b>	Top + Base: <b>262948</b>	
 <b>35.5" x 60" RECTANGLE</b> (no Hole)				Top + Base: <b>263060</b>
 <b>35.5" x 110" RECTANGLE</b> (no Hole)				







### AVAILABLE TOP COLORS



### PRODUCT FEATURE

Homecrest's Edén planks are manufactured from high-quality recycled HDPE (High Density Polyethylene) to create long-lasting recycled plastic lumber. HDPE is a low-maintenance, environmentally friendly product that features a textured surface that doesn't rot or splinter, doesn't require paint or stain, and is resistant to termites, fungus, salt, and oils. Edén is available in two colors, with color consistency throughout the cross section.



Café  
Aluminum Base  
H: 30"



Balcony  
Aluminum Base  
H: 34"



Balcony  
Aluminum Base  
H: 34"



Bar  
Aluminum Base  
H: 40"



Bar  
Aluminum Base  
H: 40"

	Top + Base: <b>263460</b>		Top + Base: <b>264060</b>	
Top + Base: <b>2630110</b>		Top + Base: <b>2634110</b>		Top + Base: <b>2640110</b>

# LOVE OUR ALL-ALUMINUM LATITUDE TOPS



**SHOWN IN PHOTO:**

**ELEMENTS HIGH BACK DINING CHAIR | 51379**  
Sandbar | Sandbar Welt | Umber Finish

**ELEMENTS HIGH BACK SWIVEL ROCKER | 51900**  
Sandbar | Sandbar Welt | Umber Finish

**42" x 93" LATITUDE DINING TABLE | 374267XDLT**  
Umber Finish



# LATITUDE TABLES + FIRE TABLES

## ALUMINUM













Enjoy the beauty of the outdoors with Homecrest's stunning Latitude collection. The attractive and functional Latitude tables feature an all-aluminum construction and are well-suited for both dining and deep seating applications. Whether for residential or commercial, Latitude combines style and function to create a fresh look in any outdoor space.

### COMPLETE TABLES | OCCASIONAL, DINING, CAFÉ, BALCONY, + BAR

**Note:** These complete table units only require one model number when ordering. Height listed is the complete table height and can vary up to 1/4". Table tops feature a 1.5" edge profile. Table tops with an umbrella hole come with a coordinating, smooth, metal plug.

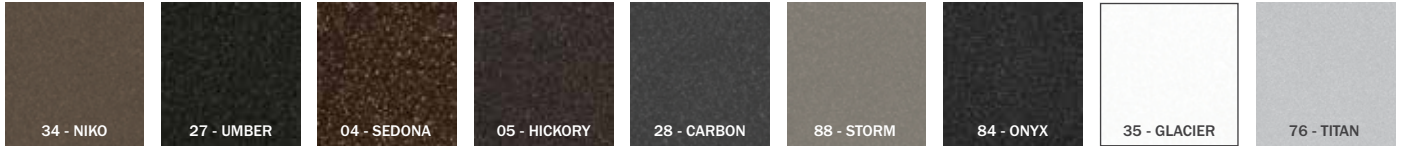


	<b>16" x 48" RECTANGLE</b> (no Hole)	Top + Base: <b>501648</b>	Top + Base: <b>501948</b>					
	<b>17" SQUARE</b> (no Hole)			Top + Base: <b>5017S</b>				
	<b>24" ROUND</b> (no Hole)				Top + Base: <b>6224R</b>			
	<b>42" ROUND</b> (with Hole)					Top + Base: <b>3742RDLT</b>		
	<b>42" ROUND</b> (no Hole)				Top + Base: <b>3742RCLTNU</b>			
	<b>42" x 67" RECTANGLE</b> (with Hole)							Top + Base: <b>374267XDLT</b>
	<b>42" x 93" RECTANGLE</b> (with Hole)							Top + Base: <b>374293XDLT</b>
	<b>48" ROUND</b> (with Hole)					Top + Base: <b>3748RDLT</b>		
	<b>54" ROUND</b> (with Hole)					Top + Base: <b>3754RDLT</b>	Top + Base: <b>6254RDLT</b>	
	<b>LIFT KIT</b> (Convert Dining to Café Height)	<b>N/A</b>	<b>N/A</b>	<b>N/A</b>	<b>N/A</b>	<b>N/A</b>	<b>KIT175</b> (Adds 1.75" in Height)	<b>N/A</b>
								<b>KIT175</b> (Adds 1.75" in Height)

**Note:** The Latitude 37XX dining table base (27.5" in height) is designed to easily convert to a café table base (29.25" in height) by adding a Lift Kit (KIT175). Simply attach the hardware to the base frame for an additional 1.75" in height. The Lift Kit can be removed to convert the café table base back to a dining table base. Lift Kits are available in all finishes.



AVAILABLE TOP COLORS + FRAME FINISHES



			Top + Base: <b>3742RBLT</b>					
Top + Base: <b>624267DLT</b>		Top + Base: <b>624267FLT</b>		Top + Base: <b>374267XBLT</b>		Top + Base: <b>624267BBLT</b>		Top + Base: <b>624267BRLT</b>
Top + Base: <b>624293DLT</b>		Top + Base: <b>624293FLT</b>		Top + Base: <b>374293XBLT</b>		Top + Base: <b>624293BBLT</b>		Top + Base: <b>624293BRLT</b>
			Top + Base: <b>3748RBLT</b>					
	Top + Base: <b>6254RFLT</b>		Top + Base: <b>3754RBLT</b>		Top + Base: <b>6254RBLT</b>		Top + Base: <b>6254RBLT</b>	
N/A	N/A	N/A	N/A	N/A	N/A	N/A	N/A	N/A

Turn the page to view more table options! →

# LATITUDE TABLES + FIRE TABLES

## ALUMINUM

### TOP + TABLE BASE COMBINATIONS | OCCASIONAL, DINING, CAFÉ, BALCONY, + BAR

\*Base features adjustable floor glides for leveling.

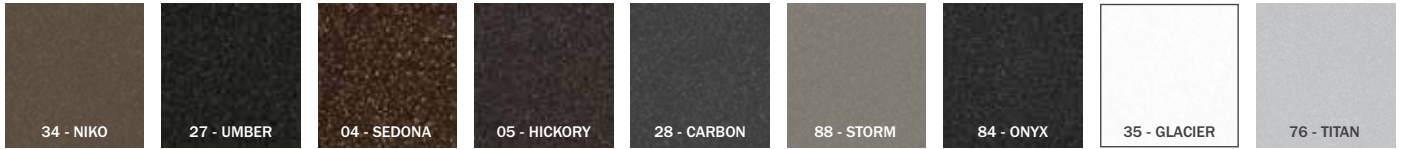
**Note:** Use BOTH top and base model numbers when ordering. Height listed is the complete table height and can vary up to 1/4". Table tops feature a 1.5" edge profile. Table tops with an umbrella hole come with a coordinating, smooth, metal plug.



■	<b>24" SQUARE</b> (with Hole)		Top: <b>5024S</b> Base: <b>23275B</b>	Top: <b>5024S</b> Base: <b>2330B</b>	
■	<b>24" SQUARE</b> (no Hole)		Top: <b>5024SNU</b> Base: <b>23275B</b>	Top: <b>5024SNU</b> Base: <b>2330B</b>	Top: <b>5024SNU</b> Base: <b>1800B</b>
●	<b>30" ROUND</b> (with Hole)		Top: <b>5030R</b> Base: <b>23275B</b>	Top: <b>5030R</b> Base: <b>2330B</b>	
●	<b>30" ROUND</b> (no Hole)	Top: <b>5030RNU</b> Base: <b>1330B</b>	Top: <b>5030RNU</b> Base: <b>23275B</b>	Top: <b>5030RNU</b> Base: <b>2330B</b>	Top: <b>5030RNU</b> Base: <b>1800B</b>
■	<b>30" SQUARE</b> (with Hole)		Top: <b>5030S</b> Base: <b>23275B</b>	Top: <b>5030S</b> Base: <b>2330B</b>	
■	<b>30" SQUARE</b> (no Hole)		Top: <b>5030SNU</b> Base: <b>23275B</b>	Top: <b>5030SNU</b> Base: <b>2330B</b>	Top: <b>5030SNU</b> Base: <b>1800B</b>
●	<b>36" ROUND</b> (with Hole)		Top: <b>5036R</b> Base: <b>23275B</b>	Top: <b>5036R</b> Base: <b>2330B</b>	
●	<b>36" ROUND</b> (no Hole)		Top: <b>5036RNU</b> Base: <b>23275B</b>	Top: <b>5036RNU</b> Base: <b>2330B</b>	Top: <b>5036RNU</b> Base: <b>1800B</b>
■	<b>36" SQUARE</b> (with Hole)		Top: <b>5036S</b> Base: <b>23275B</b>	Top: <b>5036S</b> Base: <b>2330B</b>	
■	<b>36" SQUARE</b> (no Hole)		Top: <b>5036SNU</b> Base: <b>23275B</b>	Top: <b>5036SNU</b> Base: <b>2330B</b>	Top: <b>5036SNU</b> Base: <b>1800B</b>
●	<b>42" ROUND</b> (with Hole)		Top: <b>5042R</b> Base: <b>33275B</b>	Top: <b>5042R</b> Base: <b>3330B</b>	
●	<b>42" ROUND</b> (no Hole)		Top: <b>5042RNU</b> Base: <b>33275B</b>	Top: <b>5042RNU</b> Base: <b>3330B</b>	
●	<b>48" ROUND</b> (with Hole)		Top: <b>5048R</b> Base: <b>33275B</b>	Top: <b>5048R</b> Base: <b>3330B</b>	
●	<b>48" ROUND</b> (no Hole)		Top: <b>5048RNU</b> Base: <b>33275B</b>	Top: <b>5048RNU</b> Base: <b>3330B</b>	
+	<b>UMBRELLA BASE PLATE</b> (Zinc-plated, Solid-steel)	N/A	<b>23UMBP or 33UMBP</b> (Required with Umbrella)	<b>23UMBP or 33UMBP</b> (Required with Umbrella)	N/A



## AVAILABLE TOP COLORS + FRAME FINISHES



Top: <b>5024S</b> Base: <b>2334B</b>		Top: <b>5024S</b> Base: <b>2340B</b>	
Top: <b>5024SNU</b> Base: <b>2334B</b>	Top: <b>5024SNU</b> Base: <b>0834B</b>	Top: <b>5024SNU</b> Base: <b>2340B</b>	Top: <b>5024SNU</b> Base: <b>0800B</b>
Top: <b>5030R</b> Base: <b>2334B</b>		Top: <b>5030R</b> Base: <b>2340B</b>	
Top: <b>5030RNU</b> Base: <b>2334B</b>	Top: <b>5030RNU</b> Base: <b>0834B</b>	Top: <b>5030RNU</b> Base: <b>2340B</b>	Top: <b>5030RNU</b> Base: <b>0800B</b>
Top: <b>5030S</b> Base: <b>2334B</b>		Top: <b>5030S</b> Base: <b>2340B</b>	
Top: <b>5030SNU</b> Base: <b>2334B</b>	Top: <b>5030SNU</b> Base: <b>0834B</b>	Top: <b>5030SNU</b> Base: <b>2340B</b>	Top: <b>5030SNU</b> Base: <b>0800B</b>
Top: <b>5036R</b> Base: <b>2334B</b>		Top: <b>5036R</b> Base: <b>2340B</b>	
Top: <b>5036RNU</b> Base: <b>2334B</b>	Top: <b>5036RNU</b> Base: <b>0834B</b>	Top: <b>5036RNU</b> Base: <b>2340B</b>	Top: <b>5036RNU</b> Base: <b>0800B</b>
Top: <b>5036S</b> Base: <b>2334B</b>		Top: <b>5036S</b> Base: <b>2340B</b>	
Top: <b>5036SNU</b> Base: <b>2334B</b>	Top: <b>5036SNU</b> Base: <b>0834B</b>	Top: <b>5036SNU</b> Base: <b>2340B</b>	Top: <b>5036SNU</b> Base: <b>0800B</b>
Top: <b>5042R</b> Base: <b>3334B</b>		Top: <b>5042R</b> Base: <b>3340B</b>	
Top: <b>5042RNU</b> Base: <b>3334B</b>		Top: <b>5042RNU</b> Base: <b>3340B</b>	
Top: <b>5048R</b> Base: <b>3334B</b>		Top: <b>5048R</b> Base: <b>3340B</b>	
Top: <b>5048RNU</b> Base: <b>3334B</b>		Top: <b>5048RNU</b> Base: <b>3340B</b>	
<b>23UMBP or 33UMBP</b> (Required with Umbrella)	N/A	<b>23UMBP or 33UMBP</b> (Required with Umbrella)	N/A

**Note:** An umbrella base plate is required when using 23XXX and 33XXX table bases with an umbrella. This zinc-plated, solid-steel umbrella base is available in all frame finishes and attaches to the table base. It can also be used to add weight to any 23XXX and 33XXX table base. Use the 18" umbrella base plate (23UMBP) with bases 23275B, 2330B, 2334B, and 2340B. Use the 24" umbrella base plate (33UMBP) with bases 33275B, 3330B, 3334B, and 3340B.

## FIRE TABLES + ACCESSORIES Features a 1.5" edge profile.

**Note:** Each fire table comes standard with a 12" x 24" rectangular 65,000 BTU stainless steel black powder-coated burner, external key valve, match-light ignition, 20 lbs of fire jewelry (select one or two colors), and a black 3/4" fire burner riser. The burner is available as either Liquid Propane (XXX-JLP) or Natural Gas (XXX-JNG)—if one is not selected, the burner will default to the Liquid Propane option.



**32" x 50" LOUNGE**  
Top: 893250XLTTT  
Base: 89XNC (-JLP or -JNG)  
H: 21.5"  
Use fire table cover 006139



**36" x 60" LOUNGE**  
Top: 893660XLTTT  
Base: 89XNC (-JLP or -JNG)  
H: 21.5"  
Use fire table cover 006138



**14" x 26.25" BURNER COVER**  
91006  
Smooth aluminum  
Use with rectangular burners



**15.5" x 28.5" GLASS GUARD**  
006086  
H: 5.8"  
Use in windy conditions  
Use with rectangular burners

## FIRE JEWELRY

**Note:** When ordering fire jewelry individually (without a fire table), use the six-digit model number. When ordering with a fire table, use the two-digit color code number that is next to the color name.



**13 - CRYSTAL ICE**  
006117



**20 - PLATINUM**  
006124 - Reflective



**16 - COPPER**  
006120 - Reflective



**14 - BRONZE**  
006118 - Reflective



**19 - MIDNIGHT BLACK**  
006123 - Reflective



**15 - GUNMETAL**  
006119 - Reflective




**17 - SAPPHIRE**  
006121 - Reflective



**18 - CARIBBEAN BLUE**  
006122 - Reflective

# MESH TABLES

## ALUMINUM



The mesh outdoor table by Homecrest brings low-maintenance style to your outdoor space. An aluminum mesh top allows water to drain so your table is always ready to enjoy. The aluminum, pedestal-inspired base design allows for maximum leg room. Our mesh tables feature a durable powder-coated finish and an umbrella opening.

### TOP + TABLE BASE COMBINATIONS | DINING, CAFÉ, BALCONY, + BAR

\*Base features adjustable floor glides for leveling.


**Note:** Use BOTH top and base model numbers when ordering. Height listed is the complete table height and can vary up to 1/4". Table tops feature a 1.5" edge profile. Table tops with an umbrella hole come with a coordinating, smooth, metal plug.



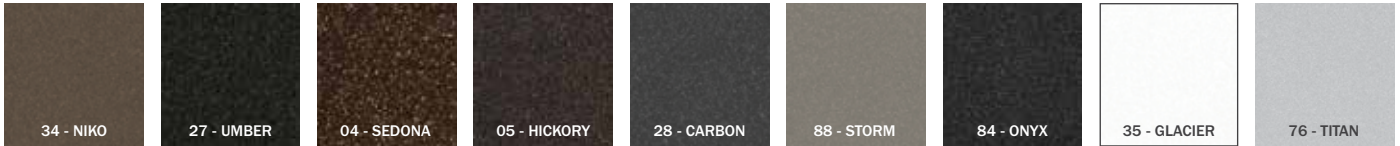
●	<b>30" ROUND</b> (with Hole)	Top: <b>1930R</b> Base: <b>23275B</b>	Top: <b>1930R</b> Base: <b>2330B</b>	
●	<b>30" ROUND</b> (no Hole)	Top: <b>1930RNU</b> Base: <b>23275B</b>	Top: <b>1930RNU</b> Base: <b>2330B</b>	Top: <b>1930RNU</b> Base: <b>1800B</b>
●	<b>36" ROUND</b> (with Hole)	Top: <b>1936R</b> Base: <b>23275B</b>	Top: <b>1936R</b> Base: <b>2330B</b>	
●	<b>36" ROUND</b> (no Hole)	Top: <b>1936RNU</b> Base: <b>23275B</b>	Top: <b>1936RNU</b> Base: <b>2330B</b>	Top: <b>1936RNU</b> Base: <b>1800B</b>
●	<b>42" ROUND</b> (with Hole)	Top: <b>1942R</b> Base: <b>33275B</b>	Top: <b>1942R</b> Base: <b>3330B</b>	
●	<b>42" ROUND</b> (no Hole)	Top: <b>1942RNU</b> Base: <b>33275B</b>	Top: <b>1942RNU</b> Base: <b>3330B</b>	
●	<b>48" ROUND</b> (with Hole)	Top: <b>1948R</b> Base: <b>33275B</b>	Top: <b>1948R</b> Base: <b>3330B</b>	
●	<b>48" ROUND</b> (no Hole)	Top: <b>1948RNU</b> Base: <b>33275B</b>	Top: <b>1948RNU</b> Base: <b>3330B</b>	
+	<b>UMBRELLA BASE PLATE</b> (Zinc-plated, Solid-steel)	<b>23UMBP or 33UMBP</b> (Required with Umbrella)	<b>23UMBP or 33UMBP</b> (Required with Umbrella)	N/A

**Note:** An umbrella base plate is required when using 23XXX and 33XXX table bases with an umbrella. This zinc-plated, solid-steel umbrella base is available in all frame finishes and attaches to the table base. It can also be used to add weight to any 23XXX and 33XXX table base. Use the 1.8" umbrella base plate (23UMBP) with bases 23275B, 2330B, 2334B, and 2340B. Use the 2.4" umbrella base plate (33UMBP) with bases 33275B, 3330B, 3334B, and 3340B.





### AVAILABLE TOP COLORS + FRAME FINISHES



  
Balcony  
Aluminum Base\*  
H: 33.25"

  
Balcony  
Steel/Aluminum Base  
H: 33.75"

  
Bar  
Aluminum Base\*  
H: 39.25"

  
Bar  
Steel/Aluminum Base  
H: 39.75"

Top: <b>1930R</b> Base: <b>2334B</b>		Top: <b>1930R</b> Base: <b>2340B</b>	
Top: <b>1930RNU</b> Base: <b>2334B</b>	Top: <b>1930RNU</b> Base: <b>0834B</b>	Top: <b>1930RNU</b> Base: <b>2340B</b>	Top: <b>1930RNU</b> Base: <b>0800B</b>
Top: <b>1936R</b> Base: <b>2334B</b>		Top: <b>1936R</b> Base: <b>2340B</b>	
Top: <b>1936RNU</b> Base: <b>2334B</b>	Top: <b>1936RNU</b> Base: <b>0834B</b>	Top: <b>1936RNU</b> Base: <b>2340B</b>	Top: <b>1936RNU</b> Base: <b>0800B</b>
Top: <b>1942R</b> Base: <b>3334B</b>		Top: <b>1942R</b> Base: <b>3340B</b>	
Top: <b>1942RNU</b> Base: <b>3334B</b>		Top: <b>1942RNU</b> Base: <b>3340B</b>	
Top: <b>1948R</b> Base: <b>3334B</b>		Top: <b>1948R</b> Base: <b>3340B</b>	
Top: <b>1948RNU</b> Base: <b>3334B</b>		Top: <b>1948RNU</b> Base: <b>3340B</b>	
<b>23UMBP or 33UMBP</b> (Required with Umbrella)	N/A	<b>23UMBP or 33UMBP</b> (Required with Umbrella)	N/A

# LOVE OUR SLEEK MODE TOPS

## SHOWN IN PHOTO:

**GRACE AIR SWIVEL ROCKER CHAT CHAIR | 10AR901**  
Agate II | Onyx Finish

**STONEGATE CORNER UNIT | 1310020SG**  
Meteor Top (Discontinued) | Onyx Finish

**36" x 60" MODE LOUNGE FIRE PIT | 133660TT | 89XNC-JLP BASE**  
Onyx Top | Onyx Finish | Platinum Fire Jewelry

**GRACE AIR ARMLESS CHAT CHAIR | 51AR350**  
Agate II | Onyx Finish

**GRACE AIR ARMLESS SOFA | 51AR43N**  
Agate II | Onyx Finish

**GRACE AIR LEFT ARM SOFA | 10AR43L**  
Agate II | Onyx Finish

**20" SQUARE PILLOW | 00020**  
Fischer Graphite (Discontinued)

**18" SQUARE PILLOW | 00018**  
Cast Silver (Sunbrella)

**18" SQUARE PILLOW | 00018**  
Glory Mercury (Discontinued)

**18" SQUARE PILLOW | 00018**  
Crimson (Outdura)

**16" SQUARE PILLOW | 00016**  
Rumor Snow (Discontinued)

**12" x 22" KIDNEY PILLOW | 01222**  
Crimson (Outdura)

**12" x 22" KIDNEY PILLOW | 01222**  
Fretwork Pewter (Sunbrella)

**GRACE LOW BACK DINING CHAIR | 10470**  
Black Onyx (Brisa) | Onyx Back | Onyx Welt | Onyx Finish

**44" x 110" MODE DINING TABLE | 1344110D**  
Onyx Top | Onyx Finish



# MODE TABLES + FIRE TABLES

## ALUMINUM

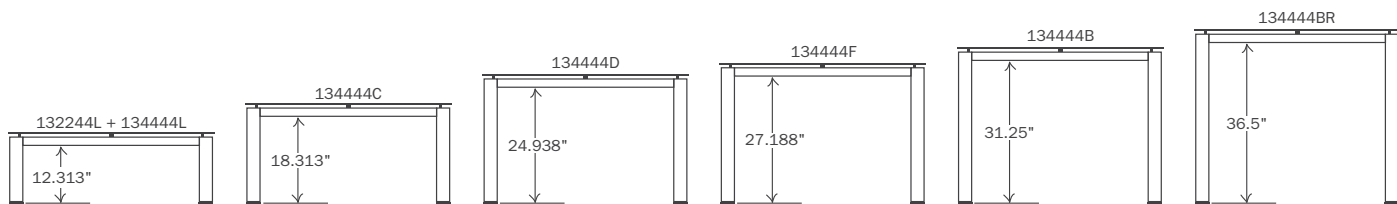
Add an element of sophistication to your outdoor space with Homecrest's Mode collection. With clean lines and contemporary inspiration, Mode sets the standard in casual chic. Mode features floating aluminum rectangular panels and a sleek appearance that brings an elegant style to your outdoor space. The aluminum top panels that float over the base frame are available in all finishes. DuoTone your Mode table or fire table by selecting one color for the top panels and a coordinating color for the base.

### COMPLETE TABLES | OCCASIONAL, DINING, CAFÉ, BALCONY, + BAR

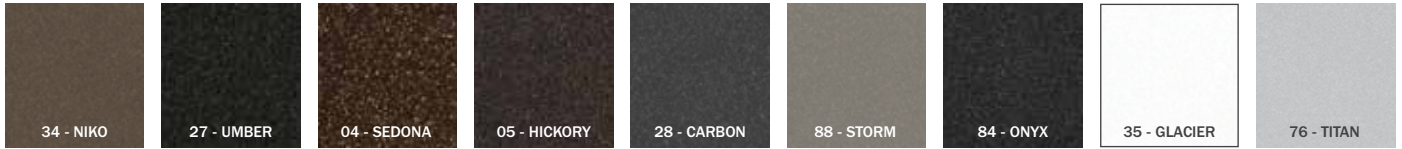
**Note:** The complete table units below only require one model number when ordering. Height listed is the complete table height and can vary up to 1/4". Table tops feature a 3" edge profile.



■	<b>22" SQUARE</b> (no Hole)	Top + Base: <b>13210</b>	Top + Base: <b>13220</b>				
■	<b>30" SQUARE</b> (no Hole)	Top + Base: <b>13310</b>	Top + Base: <b>13300</b>				
▲	<b>35.5" x 23" TRAPEZOID</b> (no Hole)			Top + Base: <b>1310016</b>	Top + Base: <b>1310020</b>		
■	<b>22" x 44" RECTANGLE</b> (no Hole)					Top + Base: <b>132244</b>	
■	<b>44" SQUARE</b> (with Hole)						Top + Base: <b>134444DWH</b>
■	<b>44" SQUARE</b> (no Hole)					Top + Base: <b>134444L</b>	Top + Base: <b>134444D</b>
■	<b>44" x 66" RECTANGLE</b> (with Hole)						
■	<b>44" x 66" RECTANGLE</b> (no Hole)						
■	<b>44" x 88" RECTANGLE</b> (with Hole)						
■	<b>44" x 88" RECTANGLE</b> (no Hole)						
■	<b>44" x 110" RECTANGLE</b> (with Hole)						
■	<b>44" x 110" RECTANGLE</b> (no Hole)						



## AVAILABLE TOP COLORS + FRAME FINISHES



Dining  
Aluminum Base  
H: 27.5"



Café  
Aluminum Base  
H: 30"



Café  
Aluminum Base  
H: 30"



Balcony  
Aluminum Base  
H: 34"



Balcony  
Aluminum Base  
H: 34"



Bar  
Aluminum Base  
H: 40"



Bar  
Aluminum Base  
H: 40"

	Top + Base: <b>134444FWH</b>		Top + Base: <b>134444BWH</b>		Top + Base: <b>134444BRWH</b>	
	Top + Base: <b>134444F</b>		Top + Base: <b>134444B</b>		Top + Base: <b>134444BR</b>	
Top + Base: <b>134466DWH</b>		Top + Base: <b>134466FWH</b>		Top + Base: <b>134466BWH</b>		Top + Base: <b>134466BRWH</b>
Top + Base: <b>134466D</b>		Top + Base: <b>134466F</b>		Top + Base: <b>134466B</b>		Top + Base: <b>134466BR</b>
Top + Base: <b>134488DWH</b>		Top + Base: <b>134488FWH</b>		Top + Base: <b>134488BWH</b>		Top + Base: <b>134488BRWH</b>
Top + Base: <b>134488D</b>		Top + Base: <b>134488F</b>		Top + Base: <b>134488B</b>		Top + Base: <b>134488BR</b>
Top + Base: <b>1344110DWH</b>		Top + Base: <b>1344110FWH</b>		Top + Base: <b>1344110BWH</b>		Top + Base: <b>1344110BRWH</b>
Top + Base: <b>1344110D</b>		Top + Base: <b>1344110F</b>		Top + Base: <b>1344110B</b>		Top + Base: <b>1344110BR</b>

## FIRE TABLES + ACCESSORIES Features a 3" edge profile.

**Note:** Each fire table comes standard with a 12" x 24" rectangular 65,000 BTU stainless steel black powder-coated burner, external key valve, match-light ignition, 20 lbs of fire jewelry (select one or two colors), and a black 3/4" fire burner riser. The burner is available as either Liquid Propane (XXX-JLP) or Natural Gas (XXX-JNG)—if one is not selected, the burner will default to the Liquid Propane option.



**32" x 52" LOUNGE**  
Top: 133252TT  
Base: 89XNC (-JLP or -JNG)  
H: 21.5"  
Use fire table cover 006139



**36" x 60" LOUNGE**  
Top: 133660TT  
Base: 89XNC (-JLP or -JNG)  
H: 21.5"  
Use fire table cover 006138



**14" x 26.25" BURNER COVER**  
91006  
Smooth aluminum  
Use with rectangular burners



**15.5" x 28.5" GLASS GUARD**  
006086  
H: 5.8"  
Use in windy conditions

## FIRE JEWELRY

**Note:** When ordering fire jewelry individually (without a fire table), use the six-digit model number. When ordering with a fire table, use the two-digit color code number that is next to the color name.



**13 - CRYSTAL ICE**  
006117



**20 - PLATINUM**  
006124 - Reflective



**16 - COPPER**  
006120 - Reflective



**14 - BRONZE**  
006118 - Reflective



**19 - MIDNIGHT BLACK**  
006123 - Reflective



**15 - GUNMETAL**  
006119 - Reflective



**17 - SAPPHIRE**  
006121 - Reflective



**18 - CARIBBEAN BLUE**  
006122 - Reflective

LOVE OUR VERSATILE

# MODE CLUB TOPS

**SHOWN IN PHOTO:**

**ALLURE CAFÉ CHAIR | 12370**  
Caribbean | Carbon Finish

**36" MODE CLUB CAFÉ TABLE | 1336RNU | 1800B BASE**  
Carbon Finish

**ALLURE CAFÉ CHAIR | 12350**  
Agate II | Carbon Finish

**36" MODE CLUB CAFÉ TABLE | 1336SNU | 1800B BASE**  
Carbon Finish

**16" ARBOR UMBRELLA | 896NGU | NGU-DP BASE**  
Orange (Recacril) | Matte Silver Umbrella Pole



professional design  
interior + exterior  
SUN 2013

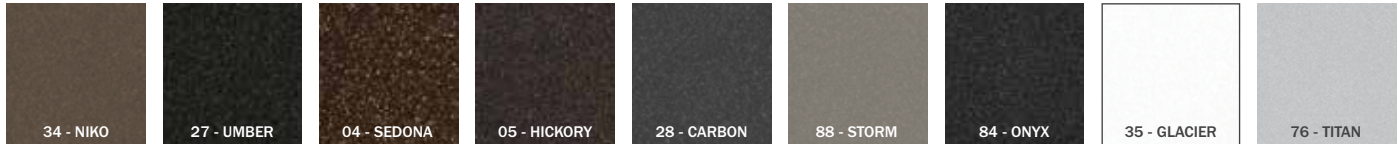


# MODE CLUB TABLES

## ALUMINUM


Building on our popular Mode collection, Homecrest's Mode Club is a complementary series of contemporary table tops that are uniquely designed for hospitality applications. Mode Club tables feature clean lines and smooth contours in a variety of shapes and sizes that are specifically selected for outdoor spaces in public places. Like its sister collection, Mode Club tops are available in DuoTone color options. Pair these sophisticated tops with the Homecrest base that appropriately meets the height, functional, and aesthetic requirements of your project.

### AVAILABLE TOP COLORS + FRAME FINISHES



### TOP + TABLE BASE COMBINATIONS | OCCASIONAL, DINING, CAFÉ, BALCONY, + BAR

**Note:** Use BOTH top and base model numbers when ordering. Height listed is the complete table height and can vary up to 1/4". Table tops feature a 1.75" edge profile. The rectangle and square tops have 1" radius corners.



■	<b>24" SQUARE</b> (with Hole)		Top: <b>1324S</b> Base: <b>23275B</b>	Top: <b>1324S</b> Base: <b>2330B</b>	
■	<b>24" SQUARE</b> (no Hole)		Top: <b>1324SNU</b> Base: <b>23275B</b>	Top: <b>1324SNU</b> Base: <b>2330B</b>	Top: <b>1324SNU</b> Base: <b>1800B</b>
■	<b>24" x 30" RECTANGLE</b> (with Hole)		Top: <b>132430X</b> Base: <b>23275B</b>	Top: <b>132430X</b> Base: <b>2330B</b>	
■	<b>24" x 30" RECTANGLE</b> (no Hole)		Top: <b>132430XNU</b> Base: <b>23275B</b>	Top: <b>132430XNU</b> Base: <b>2330B</b>	Top: <b>132430XNU</b> Base: <b>1800B</b>
●	<b>30" ROUND</b> (with Hole)		Top: <b>1330R</b> Base: <b>23275B</b>	Top: <b>1330R</b> Base: <b>2330B</b>	
●	<b>30" ROUND</b> (no Hole)	Top: <b>1330RNU</b> Base: <b>1330B</b>	Top: <b>1330RNU</b> Base: <b>23275B</b>	Top: <b>1330RNU</b> Base: <b>2330B</b>	Top: <b>1330RNU</b> Base: <b>1800B</b>
■	<b>30" SQUARE</b> (with Hole)		Top: <b>1330S</b> Base: <b>23275B</b>	Top: <b>1330S</b> Base: <b>2330B</b>	
■	<b>30" SQUARE</b> (no Hole)		Top: <b>1330SNU</b> Base: <b>23275B</b>	Top: <b>1330SNU</b> Base: <b>2330B</b>	Top: <b>1330SNU</b> Base: <b>1800B</b>
●	<b>36" ROUND</b> (with Hole)		Top: <b>1336R</b> Base: <b>23275B</b>	Top: <b>1336R</b> Base: <b>2330B</b>	
●	<b>36" ROUND</b> (no Hole)		Top: <b>1336RNU</b> Base: <b>23275B</b>	Top: <b>1336RNU</b> Base: <b>2330B</b>	Top: <b>1336RNU</b> Base: <b>1800B</b>
■	<b>36" SQUARE</b> (with Hole)		Top: <b>1336S</b> Base: <b>23275B</b>	Top: <b>1336S</b> Base: <b>2330B</b>	
■	<b>36" SQUARE</b> (no Hole)		Top: <b>1336SNU</b> Base: <b>23275B</b>	Top: <b>1336SNU</b> Base: <b>2330B</b>	Top: <b>1336SNU</b> Base: <b>1800B</b>
●	<b>42" ROUND</b> (with Hole)		Top: <b>1342R</b> Base: <b>33275B</b>	Top: <b>1342R</b> Base: <b>3330B</b>	
●	<b>42" ROUND</b> (no Hole)		Top: <b>1342RNU</b> Base: <b>33275B</b>	Top: <b>1342RNU</b> Base: <b>3330B</b>	
■	<b>42" SQUARE</b> (with Hole)		Top: <b>1342S</b> Base: <b>33275B</b>	Top: <b>1342S</b> Base: <b>3330B</b>	
■	<b>42" SQUARE</b> (no Hole)		Top: <b>1342SNU</b> Base: <b>33275B</b>	Top: <b>1342SNU</b> Base: <b>3330B</b>	
●	<b>48" ROUND</b> (with Hole)		Top: <b>1348R</b> Base: <b>33275B</b>	Top: <b>1348R</b> Base: <b>3330B</b>	
●	<b>48" ROUND</b> (no Hole)		Top: <b>1348RNU</b> Base: <b>33275B</b>	Top: <b>1348RNU</b> Base: <b>3330B</b>	
+	<b>UMBRELLA BASE PLATE</b> (Zinc-plated, Solid-steel)	N/A	<b>23UMBP or 33UMBP</b> (Required with Umbrella)	<b>23UMBP or 33UMBP</b> (Required with Umbrella)	N/A

**Note:** Homecrest Mode Club table tops with an umbrella hole come with a clear, smooth, plastic plug.





\*These bases feature adjustable floor glides for leveling.

  
Balcony  
Aluminum Base\*  
H: 33.25"

  
Balcony  
Steel/Aluminum Base  
H: 33.75"

  
Bar  
Aluminum Base\*  
H: 39.25"

  
Bar  
Steel/Aluminum Base  
H: 39.75"

Top: <b>1324S</b> Base: <b>2334B</b>		Top: <b>1324S</b> Base: <b>2340B</b>	
Top: <b>1324SNU</b> Base: <b>2334B</b>	Top: <b>1324SNU</b> Base: <b>0834B</b>	Top: <b>1324SNU</b> Base: <b>2340B</b>	Top: <b>1324SNU</b> Base: <b>0800B</b>
Top: <b>132430X</b> Base: <b>2334B</b>		Top: <b>132430X</b> Base: <b>2340B</b>	
Top: <b>132430XNU</b> Base: <b>2334B</b>	Top: <b>132430XNU</b> Base: <b>0834B</b>	Top: <b>132430XNU</b> Base: <b>2340B</b>	Top: <b>132430XNU</b> Base: <b>0800B</b>
Top: <b>1330R</b> Base: <b>2334B</b>		Top: <b>1330R</b> Base: <b>2340B</b>	
Top: <b>1330RNU</b> Base: <b>2334B</b>	Top: <b>1330RNU</b> Base: <b>0834B</b>	Top: <b>1330RNU</b> Base: <b>2340B</b>	Top: <b>1330RNU</b> Base: <b>0800B</b>
Top: <b>1330S</b> Base: <b>2334B</b>		Top: <b>1330S</b> Base: <b>2340B</b>	
Top: <b>1330SNU</b> Base: <b>2334B</b>	Top: <b>1330SNU</b> Base: <b>0834B</b>	Top: <b>1330SNU</b> Base: <b>2340B</b>	Top: <b>1330SNU</b> Base: <b>0800B</b>
Top: <b>1336R</b> Base: <b>2334B</b>		Top: <b>1336R</b> Base: <b>2340B</b>	
Top: <b>1336RNU</b> Base: <b>2334B</b>	Top: <b>1336RNU</b> Base: <b>0834B</b>	Top: <b>1336RNU</b> Base: <b>2340B</b>	Top: <b>1336RNU</b> Base: <b>0800B</b>
Top: <b>1336S</b> Base: <b>2334B</b>		Top: <b>1336S</b> Base: <b>2340B</b>	
Top: <b>1336SNU</b> Base: <b>2334B</b>	Top: <b>1336SNU</b> Base: <b>0834B</b>	Top: <b>1336SNU</b> Base: <b>2340B</b>	Top: <b>1336SNU</b> Base: <b>0800B</b>
Top: <b>1342R</b> Base: <b>3334B</b>		Top: <b>1342R</b> Base: <b>3340B</b>	
Top: <b>1342RNU</b> Base: <b>3334B</b>		Top: <b>1342RNU</b> Base: <b>3340B</b>	
Top: <b>1342S</b> Base: <b>3334B</b>		Top: <b>1342S</b> Base: <b>3340B</b>	
Top: <b>1342SNU</b> Base: <b>3334B</b>		Top: <b>1342SNU</b> Base: <b>3340B</b>	
Top: <b>1348R</b> Base: <b>3334B</b>		Top: <b>1348R</b> Base: <b>3340B</b>	
Top: <b>1348RNU</b> Base: <b>3334B</b>		Top: <b>1348RNU</b> Base: <b>3340B</b>	
<b>23UMB</b> or <b>33UMB</b> (Required with Umbrella)	N/A	<b>23UMB</b> or <b>33UMB</b> (Required with Umbrella)	N/A

**Note:** An umbrella base plate is required when using 23XXX and 33XXX table bases with an umbrella. This zinc-plated, solid-steel umbrella base is available in all frame finishes and attaches to the table base. It can also be used to add weight to any 23XXX and 33XXX table base. Use the 18" umbrella base plate (23UMB) with bases 23275B, 2330B, 2334B, and 2340B. Use the 24" umbrella base plate (33UMB) with bases 33275B, 3330B, 3334B, and 3340B.

LOVE OUR REALISTIC

# SANDSTONE TOPS



SHOWN IN PHOTO:

JAXON SWIVEL ROCKER CHAT CHAIR | 6890A  
Detail Linen (Sunbrella) | Carbon Finish

JAXON CHAT CHAIR | 6837A  
Nye Ash (Bella-Dura) | Carbon Finish

JAXON SOFA | 6843A  
Nye Ash (Bella-Dura) | Carbon Finish

32" x 52" SANDSTONE LOUNGE FIRE PIT | 893252XSSTT | 89XNC JLP BASE  
Char Top | Carbon Finish

18" SQUARE PILLOW | 00018  
Canvas Persimmon (Sunbrella)

18" SQUARE PILLOW | 00018  
Highlight Splendor (Sunbrella)

12" x 22" KIDNEY PILLOW | 01222  
Canvas Persimmon (Sunbrella)



# SANDSTONE TABLES

## NATURAL SERIES



Homecrest's Sandstone tops give your outdoor space a solid foundation. The inspiration for this natural-looking top comes from the Southwestern quarries of the United States. Full of beautiful, rough-hewn detail, Sandstone tops offer years of low-maintenance and architecturally pleasing outdoor enjoyment. With its flawlessly natural look, this durable top will provide the perfect finishing touch for any outdoor furniture set.

### COMPLETE TABLES | OCCASIONAL, DINING, CAFÉ, + BALCONY

**Note:** The complete table units below only require one model number when ordering. Height listed is the complete table height and can vary up to 1/4". Table tops feature a 1.5" natural edge profile.



Side  
Aluminum Base  
H: 15.5"



End  
Aluminum Base  
H: 19.5"




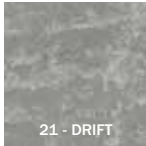
Dining/Café  
Aluminum Base  
H: 27.5"

●	<b>24" ROUND</b> (no Hole)	Top + Base: <b>3724RSS</b>	Top + Base: <b>3723RSS</b>	
●	<b>42" ROUND</b> (with Hole)			Top + Base: <b>3742RDSS</b>
●	<b>42" ROUND</b> (no Hole)			Top + Base: <b>3742RDSSNU</b>
●	<b>47" x 67" ELLIPSE</b> (with Hole)			
●	<b>47" x 84" ELLIPSE</b> (with Hole)			
●	<b>54" ROUND</b> (with Hole)			Top + Base: <b>3754RDSS</b>
+	<b>LIFT KIT</b> (Convert Dining to Café Height)	N/A	N/A	<b>KIT175</b> (Adds 1.75" in Height)

**Note:** The Natural Series 37XX dining table base (27.5" in height) is designed to easily convert to a café table base (29.25" in height) by adding a Lift Kit (KIT175). Simply attach the hardware to the base frame for an additional 1.75" in height. The Lift Kit can be removed to convert the café table base back to a dining table base. Lift Kits are available in all finishes.



**AVAILABLE TOP COLORS**



Each top is individually handcrafted and will vary in color. Colors are representations, refer to an actual sample. Homecrest tables and table tops with an umbrella hole come with a coordinating resin plug.



Dining/Café  
Aluminum Base  
H: 27.5"



Balcony  
Aluminum Base  
H: 34.25"



Balcony  
Aluminum Base  
H: 34.25"

	Top + Base: <b>3742RBSS</b>	
	Top + Base: <b>3742RBSSNU</b>	
Top + Base: <b>374767DSS</b>		Top + Base: <b>374767BSS</b>
Top + Base: <b>374784DSS</b>		Top + Base: <b>374784BSS</b>
	Top + Base: <b>3754RBSS</b>	
<b>KIT175</b> (Adds 1.75" in Height)	N/A	N/A

Turn the page to view more table options! →

# SANDSTONE TABLES

## NATURAL SERIES

### AVAILABLE TOP COLORS



### TOP + TABLE BASE COMBINATIONS | OCCASIONAL, DINING, CAFÉ, BALCONY, + BAR

**Note:** Use BOTH top and base model numbers when ordering. Height listed is the complete table height and can vary up to 1/4". Table tops feature a 1.5" natural edge profile.



■	<b>24" SQUARE</b> (with Hole)							Top: <b>C2424SSWH</b> Base: <b>23275B</b>
■	<b>24" SQUARE</b> (no Hole)	Top: <b>C2424SSS</b> Base: <b>1122B</b>	Top: <b>C2424SSS</b> Base: <b>5724B</b>	Top: <b>C2424SSS</b> Base: <b>5723B</b>				Top: <b>C2424SSS</b> Base: <b>23275B</b>
■	<b>24" x 30" RECTANGLE</b> (with Hole)							Top: <b>C2430XSSWH</b> Base: <b>23275B</b>
■	<b>24" x 30" RECTANGLE</b> (no Hole)	Top: <b>C2430XSS</b> Base: <b>1122B</b>	Top: <b>C2430XSS</b> Base: <b>5724B</b>	Top: <b>C2430XSS</b> Base: <b>5723B</b>				Top: <b>C2430XSS</b> Base: <b>23275B</b>
■	<b>24" x 36" RECTANGLE</b> (with Hole)							Top: <b>C2436XSSWH</b> Base: <b>23275B</b>
■	<b>24" x 36" RECTANGLE</b> (no Hole)							Top: <b>C2436XSS</b> Base: <b>23275B</b>
■	<b>26" x 44" RECTANGLE</b> (no Hole)					Top: <b>C2644XSS</b> Base: <b>5744B</b>	Top: <b>C2644XSS</b> Base: <b>5743B</b>	
●	<b>30" ROUND</b> (with Hole)							Top: <b>C0030RSSWH</b> Base: <b>23275B</b>
●	<b>30" ROUND</b> (no Hole)				Top: <b>C0030RSS</b> Base: <b>1330B</b>			Top: <b>C0030RSS</b> Base: <b>23275B</b>
■	<b>30" x 42" RECTANGLE</b> (no Hole)							
●	<b>36" ROUND</b> (with Hole)							Top: <b>C0036RSS</b> Base: <b>23275B</b>
●	<b>36" ROUND</b> (no Hole)							Top: <b>C0036RSSNU</b> Base: <b>23275B</b>
●	<b>42" ROUND</b> (with Hole)							Top: <b>C0042RSS</b> Base: <b>33275B</b>
●	<b>42" ROUND</b> (no Hole)							Top: <b>C0042RSSNU</b> Base: <b>33275B</b>
+	<b>UMBRELLA BASE PLATE</b> (Zinc-plated, Solid-steel)	N/A	N/A	N/A	N/A	N/A	N/A	<b>23UMB</b> or <b>33UMB</b> (Required with Umbrella)





1.5" NATURAL EDGE PROFILE  
SHOWN IN DRIFT

\*Base features adjustable floor glides for leveling.



Café  
Aluminum Base\*  
H: 29.25"



Café  
Steel/Aluminum Base  
H: 29.75"



Café  
Aluminum Base  
H: 30"



Balcony  
Aluminum Base\*  
H: 33.25"



Balcony  
Steel/Aluminum Base  
H: 33.75"



Bar  
Aluminum Base\*  
H: 39.25"



Bar  
Steel/Aluminum Base  
H: 39.75"

Top: <b>C2424SSSWH</b> Base: <b>2330B</b>			Top: <b>C2424SSSWH</b> Base: <b>2334B</b>		Top: <b>C2424SSSWH</b> Base: <b>2340B</b>	
Top: <b>C2424SSS</b> Base: <b>2330B</b>	Top: <b>C2424SSS</b> Base: <b>1800B</b>		Top: <b>C2424SSS</b> Base: <b>2334B</b>	Top: <b>C2424SSS</b> Base: <b>0834B</b>	Top: <b>C2424SSS</b> Base: <b>2340B</b>	Top: <b>C2424SSS</b> Base: <b>0800B</b>
Top: <b>C2430XSSWH</b> Base: <b>2330B</b>			Top: <b>C2430XSSWH</b> Base: <b>2334B</b>		Top: <b>C2430XSSWH</b> Base: <b>2340B</b>	
Top: <b>C2430XSS</b> Base: <b>2330B</b>	Top: <b>C2430XSS</b> Base: <b>1800B</b>		Top: <b>C2430XSS</b> Base: <b>2334B</b>	Top: <b>C2430XSS</b> Base: <b>0834B</b>	Top: <b>C2430XSS</b> Base: <b>2340B</b>	Top: <b>C2430XSS</b> Base: <b>0800B</b>
Top: <b>C2436XSSWH</b> Base: <b>2330B</b>			Top: <b>C2436XSSWH</b> Base: <b>2334B</b>		Top: <b>C2436XSSWH</b> Base: <b>2340B</b>	
Top: <b>C2436XSS</b> Base: <b>2330B</b>	Top: <b>C2436XSS</b> Base: <b>1800B</b>		Top: <b>C2436XSS</b> Base: <b>2334B</b>	Top: <b>C2436XSS</b> Base: <b>0834B</b>	Top: <b>C2436XSS</b> Base: <b>2340B</b>	Top: <b>C2436XSS</b> Base: <b>0800B</b>
Top: <b>C0030RSSWH</b> Base: <b>2330B</b>			Top: <b>C0030RSSWH</b> Base: <b>2334B</b>		Top: <b>C0030RSSWH</b> Base: <b>2340B</b>	
Top: <b>C0030RSS</b> Base: <b>2330B</b>	Top: <b>C0030RSS</b> Base: <b>1800B</b>		Top: <b>C0030RSS</b> Base: <b>2334B</b>	Top: <b>C0030RSS</b> Base: <b>0834B</b>	Top: <b>C0030RSS</b> Base: <b>2340B</b>	Top: <b>C0030RSS</b> Base: <b>0800B</b>
		Top: <b>C3042XSS</b> Base: <b>18ADAB</b>				
Top: <b>C0036RSS</b> Base: <b>2330B</b>			Top: <b>C0036RSS</b> Base: <b>2334B</b>		Top: <b>C0036RSS</b> Base: <b>2340B</b>	
Top: <b>C0036RSSNU</b> Base: <b>2330B</b>	Top: <b>C0036RSSNU</b> Base: <b>1800B</b>		Top: <b>C0036RSSNU</b> Base: <b>2334B</b>	Top: <b>C0036RSSNU</b> Base: <b>0834B</b>	Top: <b>C0036RSSNU</b> Base: <b>2340B</b>	Top: <b>C0036RSSNU</b> Base: <b>0800B</b>
Top: <b>C0042RSS</b> Base: <b>3330B</b>			Top: <b>C0042RSS</b> Base: <b>3334B</b>		Top: <b>C0042RSS</b> Base: <b>3340B</b>	
Top: <b>C0042RSSNU</b> Base: <b>3330B</b>			Top: <b>C0042RSSNU</b> Base: <b>3334B</b>		Top: <b>C0042RSSNU</b> Base: <b>3340B</b>	
<b>23UMB</b> or <b>33UMB</b> (Required with Umbrella)	N/A	N/A	<b>23UMB</b> or <b>33UMB</b> (Required with Umbrella)	N/A	<b>23UMB</b> or <b>33UMB</b> (Required with Umbrella)	N/A

**Note:** An umbrella base plate is required when using 23XXX and 33XXX table bases with an umbrella. This zinc-plated, solid-steel umbrella base is available in all frame finishes and attaches to the table base. It can also be used to add weight to any 23XXX and 33XXX table base. Use the 18" umbrella base plate (23UMB) with bases 23275B, 2330B, 2334B, and 2340B. Use the 24" umbrella base plate (33UMB) with bases 33275B, 3330B, 3334B, and 3340B.

Turn the page to view fire table options! →

# SANDSTONE FIRE TABLES

## NATURAL SERIES

Inspired by the Southwestern quarries of the United States, Homecrest's natural-looking Sandstone fire tables provide a solid foundation for any outdoor gathering. These low-maintenance fire tables are full of beautiful, rough-hewn detail that will endure for years. Homecrest fire tables offer a powerful burner (up to 65,000 BTUs) and come standard with your choice of fire jewelry, as well as a secure key and black 3/4" aluminum fire burner riser.



SHOWN IN PHOTO:

HOLLY HILL HIGH BACK DINING CHAIR | 2247F  
Equal Graphite (Sunbrella) | Carbon Finish

HOLLY HILL HIGH BACK SWIVEL ROCKER | 2292F  
Equal Graphite (Sunbrella) | Carbon Finish

42" SANDSTONE LOUNGE FIRE PIT | 42RSSFPIT | 89RNC-JLP BASE  
Dune Top | Carbon Finish

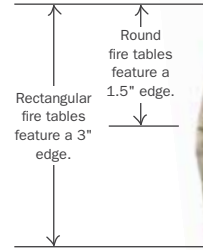
18" SQUARE PILLOW | 00016  
Bliss Sand (Sunbrella)



## AVAILABLE TOP COLORS



**Note:** Each top is individually handcrafted and will vary in color. Colors are representations, refer to an actual sample.



3" NATURAL EDGE PROFILE SHOWN IN DUNE

## FIRE TABLES Features a 1.5" or 3" natural edge profile.

**Note:** Each fire table comes standard with a 12" x 24" rectangular or 20" round 65,000 BTU stainless steel black powder-coated burner, external key valve, match-light ignition, 20 lbs of fire jewelry (select one or two colors), and a black 3/4" fire burner riser. The burner is available as either Liquid Propane (XXX-JLP) or Natural Gas (XXX-JNG)—if one is not selected, the burner will default to the Liquid Propane option. The rectangular fire tables feature a 3" natural edge profile and the round fire tables feature a 1.5" natural edge profile.

 <b>32" x 52" LOUNGE</b> Top: 893252XSST Base: 89XNC (-JLP or -JNG) H: 21.5" Use fire table cover 006139	 <b>36" x 60" LOUNGE</b> Top: 893660XSST Base: 89XNC (-JLP or -JNG) H: 21.5" Use fire table cover 006138	 <b>42" LOUNGE</b> Top: 42RSSFPTT Base: 89RNC (-JLP or -JNG) H: 21.5" Use fire table cover 005369	 <b>54" LOUNGE</b> Top: 54RSSFPTT Base: 89RNC (-JLP or -JNG) H: 21.5" Use fire table cover 005108	 <b>42" DINING</b> Top: 42RSSFPTT Base: 89RDC (-JLP or -JNG) H: 27.5" Use fire table cover 005369	 <b>54" DINING</b> Top: 54RSSFPTT Base: 89RDC (-JLP or -JNG) H: 27.5" Use fire table cover 005108
 <b>42" BALCONY</b> Top: 42RSSFPTT Base: 89RBC (-JLP or -JNG) H: 34.5" Use fire table cover 005369	 <b>54" BALCONY</b> Top: 54RSSFPTT Base: 89RBC (-JLP or -JNG) H: 34.5" Use fire table cover 005108				

## FIRE JEWELRY + ACCESSORIES

**Note:** When ordering fire jewelry individually (without a fire table), use the six-digit model number. When ordering with a fire table, use the two-digit color code number that is next to the color name.

<b>13 - CRYSTAL ICE</b> 006117	<b>20 - PLATINUM</b> 006124 - Reflective	<b>16 - COPPER</b> 006120 - Reflective	<b>14 - BRONZE</b> 006118 - Reflective	<b>19 - MIDNIGHT BLACK</b> 006123 - Reflective	<b>15 - GUNMETAL</b> 006119 - Reflective	<b>17 - SAPPHIRE</b> 006121 - Reflective	<b>18 - CARIBBEAN BLUE</b> 006122 - Reflective

<b>22" BURNER COVER</b> 91004 Smooth aluminum Use with round burners	<b>14" x 26.25" BURNER COVER</b> 91006 Smooth aluminum Use with rectangular burners	<b>22.5" GLASS GUARD</b> 005561 H: 6.75" Use in windy conditions Use with round burners	<b>15.5" x 28.5" GLASS GUARD</b> 006086 H: 5.8" Use in windy conditions Use with rectangular burners

## PRODUCT FEATURE

Every Homecrest fire table features easy propane access, a removable key valve for flame control, and a standard burner riser to keep the table surface cool. We also offer glass guards, which are recommended for use in windy conditions to contain the flame.

 <b>REMOVABLE KEY VALVE</b>	 <b>GLASS GUARD</b>	 <b>EASY PROPANE ACCESS</b>	 <b>BURNER RISER</b>
--------------------------------	------------------------	--------------------------------	-------------------------

LOVE OUR HANDCRAFTED

# SHADOW ROCK TOPS





SHOWN IN PHOTO:

WREN SWIVEL ROCKER CHAT CHAIR | 6690A

Michelangelo Silver (Tempotest) | Glacier Finish

42" SHADOW ROCK LOUNGE FIRE PIT | 42RSHFPIT | 89RNC-JLP BASE  
Pebble Top | Glacier Finish | Platinum Fire Jewelry

12" x 22" KIDNEY PILLOW | 01222  
Stanton Lagoon (Sunbrella)

# SHADOW ROCK TABLES

## NATURAL SERIES



Homecrest's elegant Shadow Rock tops provide an attractive look and are the perfect complement to any outdoor furniture set. With its beautiful, distinct texture and natural colors, the Shadow Rock top creates a stunning centerpiece for your outdoor area and provides a laid-back atmosphere of relaxation and conversation. Available in several heights, top sizes, and finishes, Shadow Rock features top-quality, American-made components that will withstand weather and can be used season after season.

### COMPLETE TABLES | OCCASIONAL, DINING, CAFÉ, BALCONY, + BAR

**Note:** The complete table units below only require one model number when ordering. Height listed is the complete table height and can vary up to 1/4". Table tops feature a 1.5" natural edge profile.



●	<b>24" ROUND</b> (no Hole)	Top + Base: <b>3724RSH</b>	Top + Base: <b>3723RSH</b>			
●	<b>42" ROUND</b> (with Hole)			Top + Base: <b>3742RDSH</b>		
●	<b>42" ROUND</b> (no Hole)			Top + Base: <b>3742RDSHNU</b>		
■	<b>42" x 62" RECTANGLE</b> (with Hole)					Top + Base: <b>254262DSH</b>
●	<b>42" x 72" OVAL</b> (with Hole)				Top + Base: <b>374272DSH</b>	
■	<b>42" x 82" RECTANGLE</b> (with Hole)					Top + Base: <b>254282DSH</b>
●	<b>44" x 84" OVAL</b> (with Hole)				Top + Base: <b>374484DSH</b>	
●	<b>48" ROUND</b> (with Hole)			Top + Base: <b>3748RDSH</b>		
+	<b>LIFT KIT</b> (Convert Dining to Café Height)	N/A	N/A	<b>KIT175</b> (Adds 1.75" in Height)	<b>KIT175</b> (Adds 1.75" in Height)	N/A

**Note:** The Natural Series 37XX dining table base (27.5" in height) is designed to easily convert to a café table base (29.25" in height) by adding a Lift Kit (KIT175). Simply attach the hardware to the base frame for an additional 1.75" in height. The Lift Kit can be removed to convert the café table base back to a dining table base. Lift Kits are available in all finishes.



**AVAILABLE TOP COLORS**



Each top is individually handcrafted and will vary in color. Colors are representations, refer to an actual sample. Homecrest tables and table tops with an umbrella hole come with a coordinating resin plug.



Dining/Café  
Aluminum Base  
H: 27.5"



Café  
Aluminum Base  
H: 30.25"



Balcony  
Aluminum Base  
H: 34.25"



Balcony  
Aluminum Base  
H: 34.25"



Balcony  
Aluminum Base  
H: 34.25"



Balcony  
Aluminum Base  
H: 34.25"



Bar  
Aluminum Base  
H: 40"

		Top + Base: <b>3742RBSH</b>				
		Top + Base: <b>3742RBSHNU</b>				
Top + Base: <b>374262DSH</b>	Top + Base: <b>254262FSH</b>			Top + Base: <b>254262BSH</b>	Top + Base: <b>374262BSH</b>	Top + Base: <b>254262BRSH</b>
			Top + Base: <b>374272BSH</b>			
Top + Base: <b>374282DSH</b>	Top + Base: <b>254282FSH</b>			Top + Base: <b>254282BSH</b>	Top + Base: <b>374282BSH</b>	Top + Base: <b>254282BRSH</b>
			Top + Base: <b>374484BSH</b>			
		Top + Base: <b>3748RBSH</b>				
<b>KIT175</b> (Adds 1.75" in Height)	N/A	N/A	N/A	N/A	N/A	N/A

Turn the page to view more table options! →

# SHADOW ROCK TABLES

## NATURAL SERIES

### AVAILABLE TOP COLORS



### TOP + TABLE BASE COMBINATIONS | OCCASIONAL, DINING, CAFÉ, BALCONY, + BAR

**Note:** Use BOTH top and base model numbers when ordering. Height listed is the complete table height and can vary up to 1/4". Table tops feature a 1.5" natural edge profile.



■	<b>24" SQUARE</b> (with Hole)							Top: <b>C2424SSHWH</b> Base: <b>23275B</b>
■	<b>24" SQUARE</b> (no Hole)	Top: <b>C2424SSH</b> Base: <b>1122B</b>	Top: <b>C2424SSH</b> Base: <b>5724B</b>	Top: <b>C2424SSH</b> Base: <b>5723B</b>				Top: <b>C2424SSH</b> Base: <b>23275B</b>
■	<b>24" x 30" RECTANGLE</b> (with Hole)							Top: <b>C2430XSHWH</b> Base: <b>23275B</b>
■	<b>24" x 30" RECTANGLE</b> (no Hole)	Top: <b>C2430XSH</b> Base: <b>1122B</b>	Top: <b>C2430XSH</b> Base: <b>5724B</b>	Top: <b>C2430XSH</b> Base: <b>5723B</b>				Top: <b>C2430XSH</b> Base: <b>23275B</b>
■	<b>24" x 36" RECTANGLE</b> (with Hole)							Top: <b>C2436XSHWH</b> Base: <b>23275B</b>
■	<b>24" x 36" RECTANGLE</b> (no Hole)							Top: <b>C2436XSH</b> Base: <b>23275B</b>
■	<b>26" x 44" RECTANGLE</b> (no Hole)					Top: <b>C2644XSH</b> Base: <b>5744B</b>	Top: <b>C2644XSH</b> Base: <b>5743B</b>	
●	<b>30" ROUND</b> (with Hole)							Top: <b>C0030RSHWH</b> Base: <b>23275B</b>
●	<b>30" ROUND</b> (no Hole)				Top: <b>C0030RSH</b> Base: <b>1330B</b>			Top: <b>C0030RSH</b> Base: <b>23275B</b>
■	<b>30" SQUARE</b> (with Hole)							Top: <b>C3030SSHWH</b> Base: <b>23275B</b>
■	<b>30" SQUARE</b> (no Hole)		Top: <b>C3030SSH</b> Base: <b>5724B</b>	Top: <b>C3030SSH</b> Base: <b>5723B</b>				Top: <b>C3030SSH</b> Base: <b>23275B</b>
■	<b>30" x 48" RECTANGLE</b> (no Hole)					Top: <b>C3048XSH</b> Base: <b>5744B</b>	Top: <b>C3048XSH</b> Base: <b>5743B</b>	Top: <b>C3048XSH</b> Base: <b>23275B (x2)</b>
●	<b>36" ROUND</b> (with Hole)							Top: <b>C0036RSH</b> Base: <b>23275B</b>
●	<b>36" ROUND</b> (no Hole)							Top: <b>C0036RSHNU</b> Base: <b>23275B</b>
■	<b>36" SQUARE</b> (with Hole)							Top: <b>C3636SSH</b> Base: <b>23275B</b>
■	<b>36" SQUARE</b> (no Hole)							Top: <b>C3636SSHNU</b> Base: <b>23275B</b>
●	<b>42" ROUND</b> (with Hole)							Top: <b>C0042RSH</b> Base: <b>33275B</b>
●	<b>42" ROUND</b> (no Hole)							Top: <b>C0042RSHNU</b> Base: <b>33275B</b>
■	<b>42" SQUARE</b> (with Hole)							Top: <b>C4242SSH</b> Base: <b>33275B</b>
■	<b>42" SQUARE</b> (no Hole)							Top: <b>C4242SSHNU</b> Base: <b>33275B</b>
●	<b>48" ROUND</b> (with Hole)							Top: <b>C0048RSH</b> Base: <b>33275B</b>
●	<b>48" ROUND</b> (no Hole)							Top: <b>C0048RSHNU</b> Base: <b>33275B</b>
+	<b>UMBRELLA BASE PLATE</b> (Zinc-plated, Solid-steel)	N/A	N/A	N/A	N/A	N/A	N/A	<b>23UMB or 33UMB</b> (Required with Umbrella)

**Note:** An umbrella base plate is required when using 23XXX and 33XXX table bases with an umbrella. This zinc-plated, solid-steel umbrella base is available in all frame finishes and attaches to the table base. It can also be used to add weight to any 23XXX and 33XXX table base. Use the 18" umbrella base plate (23UMB) with bases 23275B, 2330B, 2334B, and 2340B. Use the 24" umbrella base plate (33UMB) with bases 33275B, 3330B, 3334B, and 3340B.

1.5" NATURAL EDGE PROFILE  
SHOWN IN PEBBLE

\*Base features adjustable floor glides for leveling.



Café  
Aluminum Base\*  
H: 29.25"



Café  
Steel/Aluminum Base  
H: 29.75"



Café  
Aluminum Base  
H: 30"



Balcony  
Aluminum Base\*  
H: 33.25"



Balcony  
Steel/Aluminum Base  
H: 33.75"



Bar  
Aluminum Base\*  
H: 39.25"



Bar  
Steel/Aluminum Base  
H: 39.75"

Top: <b>C2424SSHWH</b> Base: <b>2330B</b>			Top: <b>C2424SSHWH</b> Base: <b>2334B</b>		Top: <b>C2424SSHWH</b> Base: <b>2340B</b>	
Top: <b>C2424SSH</b> Base: <b>2330B</b>	Top: <b>C2424SSH</b> Base: <b>1800B</b>		Top: <b>C2424SSH</b> Base: <b>2334B</b>	Top: <b>C2424SSH</b> Base: <b>0834B</b>	Top: <b>C2424SSH</b> Base: <b>2340B</b>	Top: <b>C2424SSH</b> Base: <b>0800B</b>
Top: <b>C2430XSHWH</b> Base: <b>2330B</b>			Top: <b>C2430XSHWH</b> Base: <b>2334B</b>		Top: <b>C2430XSHWH</b> Base: <b>2340B</b>	
Top: <b>C2430XSH</b> Base: <b>2330B</b>	Top: <b>C2430XSH</b> Base: <b>1800B</b>		Top: <b>C2430XSH</b> Base: <b>2334B</b>	Top: <b>C2430XSH</b> Base: <b>0834B</b>	Top: <b>C2430XSH</b> Base: <b>2340B</b>	Top: <b>C2430XSH</b> Base: <b>0800B</b>
Top: <b>C2436XSHWH</b> Base: <b>2330B</b>			Top: <b>C2436XSHWH</b> Base: <b>2334B</b>		Top: <b>C2436XSHWH</b> Base: <b>2340B</b>	
Top: <b>C2436XSH</b> Base: <b>2330B</b>	Top: <b>C2436XSH</b> Base: <b>1800B</b>		Top: <b>C2436XSH</b> Base: <b>2334B</b>	Top: <b>C2436XSH</b> Base: <b>0834B</b>	Top: <b>C2436XSH</b> Base: <b>2340B</b>	Top: <b>C2436XSH</b> Base: <b>0800B</b>
Top: <b>C0030RSHWH</b> Base: <b>2330B</b>			Top: <b>C0030RSHWH</b> Base: <b>2334B</b>		Top: <b>C0030RSHWH</b> Base: <b>2340B</b>	
Top: <b>C0030RSH</b> Base: <b>2330B</b>	Top: <b>C0030RSH</b> Base: <b>1800B</b>		Top: <b>C0030RSH</b> Base: <b>2334B</b>	Top: <b>C0030RSH</b> Base: <b>0834B</b>	Top: <b>C0030RSH</b> Base: <b>2340B</b>	Top: <b>C0030RSH</b> Base: <b>0800B</b>
Top: <b>C3030SSHWH</b> Base: <b>2330B</b>			Top: <b>C3030SSHWH</b> Base: <b>2334B</b>		Top: <b>C3030SSHWH</b> Base: <b>2340B</b>	
Top: <b>C3030SSH</b> Base: <b>2330B</b>	Top: <b>C3030SSH</b> Base: <b>1800B</b>		Top: <b>C3030SSH</b> Base: <b>2334B</b>	Top: <b>C3030SSH</b> Base: <b>0834B</b>	Top: <b>C3030SSH</b> Base: <b>2340B</b>	Top: <b>C3030SSH</b> Base: <b>0800B</b>
Top: <b>C3048XSH</b> Base: <b>2330B (x2)</b>	Top: <b>C3048XSH</b> Base: <b>1800B (x2)</b>	Top: <b>C3048XSH</b> Base: <b>18ADAB</b>	Top: <b>C3048XSH</b> Base: <b>2334B (x2)</b>	Top: <b>C3048XSH</b> Base: <b>0834B (x2)</b>	Top: <b>C3048XSH</b> Base: <b>2340B (x2)</b>	Top: <b>C3048XSH</b> Base: <b>0800B (x2)</b>
Top: <b>C0036RSH</b> Base: <b>2330B</b>			Top: <b>C0036RSH</b> Base: <b>2334B</b>		Top: <b>C0036RSH</b> Base: <b>2340B</b>	
Top: <b>C0036RSHNU</b> Base: <b>2330B</b>	Top: <b>C0036RSHNU</b> Base: <b>1800B</b>		Top: <b>C0036RSHNU</b> Base: <b>2334B</b>	Top: <b>C0036RSHNU</b> Base: <b>0834B</b>	Top: <b>C0036RSHNU</b> Base: <b>2340B</b>	Top: <b>C0036RSHNU</b> Base: <b>0800B</b>
Top: <b>C3636SSH</b> Base: <b>2330B</b>		Top: <b>C3636SSH</b> Base: <b>18ADAB</b>	Top: <b>C3636SSH</b> Base: <b>2334B</b>		Top: <b>C3636SSH</b> Base: <b>2340B</b>	
Top: <b>C3636SSHNU</b> Base: <b>2330B</b>	Top: <b>C3636SSHNU</b> Base: <b>1800B</b>	Top: <b>C3636SSHNU</b> Base: <b>18ADAB</b>	Top: <b>C3636SSHNU</b> Base: <b>2334B</b>	Top: <b>C3636SSHNU</b> Base: <b>0834B</b>	Top: <b>C3636SSHNU</b> Base: <b>2340B</b>	Top: <b>C3636SSHNU</b> Base: <b>0800B</b>
Top: <b>C0042RSH</b> Base: <b>3330B</b>			Top: <b>C0042RSH</b> Base: <b>3334B</b>		Top: <b>C0042RSH</b> Base: <b>3340B</b>	
Top: <b>C0042RSHNU</b> Base: <b>3330B</b>			Top: <b>C0042RSHNU</b> Base: <b>3334B</b>		Top: <b>C0042RSHNU</b> Base: <b>3340B</b>	
Top: <b>C4242SSH</b> Base: <b>3330B</b>			Top: <b>C4242SSH</b> Base: <b>3334B</b>		Top: <b>C4242SSH</b> Base: <b>3340B</b>	
Top: <b>C4242SSHNU</b> Base: <b>3330B</b>			Top: <b>C4242SSHNU</b> Base: <b>3334B</b>		Top: <b>C4242SSHNU</b> Base: <b>3340B</b>	
Top: <b>C0048RSH</b> Base: <b>3330B</b>			Top: <b>C0048RSH</b> Base: <b>3334B</b>		Top: <b>C0048RSH</b> Base: <b>3340B</b>	
Top: <b>C0048RSHNU</b> Base: <b>3330B</b>			Top: <b>C0048RSHNU</b> Base: <b>3334B</b>		Top: <b>C0048RSHNU</b> Base: <b>3340B</b>	
<b>23UMBP or 33UMBP</b> (Required with Umbrella)	N/A	N/A	<b>23UMBP or 33UMBP</b> (Required with Umbrella)	N/A	<b>23UMBP or 33UMBP</b> (Required with Umbrella)	N/A

Turn the page to view fire table options! →

# SHADOW ROCK FIRE TABLES

## NATURAL SERIES

The distinct texture and natural colors of Homecrest's Shadow Rock fire tables complement any outdoor furniture set beautifully. These handcrafted fire table tops feature subtle texture with a natural edge and are able to withstand the test of time and weather, season after season. Homecrest fire tables offer a powerful burner (up to 65,000 BTUs) and come standard with your choice of fire jewelry, as well as a secure key and black 3/4" aluminum fire burner riser.



### SHOWN IN PHOTO:

ELEMENTS AIR SWIVEL ROCKER CHAT CHAIR | 51AR901  
Agate II | Carbon Finish

ELEMENTS AIR SOFA | 51AR430  
Agate II | Carbon Finish

ELEMENTS AIR LOVESEAT | 51AR420  
Agate II | Carbon Finish

32" x 52" SHADOW ROCK LOUNGE FIRE PIT | 893252XSHTT | 89XNC-JLP BASE  
Pebble Top | Carbon Finish

18" SQUARE PILLOW | 00018  
Canvas Abyss (Sunbrella)

12" x 22" KIDNEY PILLOW | 01222  
Surround Sunrise (Sunbrella)

18" SQUARE PILLOW | 00018  
Bliss Guava (Sunbrella)



## AVAILABLE TOP COLORS



**Note:** Each top is individually handcrafted and will vary in color. Colors are representations, refer to an actual sample.



## FIRE TABLES Features a 1.5" or 3" natural edge profile.

**Note:** Each fire table comes standard with a 12" x 24" rectangular or 20" round 65,000 BTU stainless steel black powder-coated burner, external key valve, match-light ignition, 20 lbs of fire jewelry (select one or two colors), and a black 3/4" fire burner riser. The burner is available as either Liquid Propane (XXX-JLP) or Natural Gas (XXX-JNG)—if one is not selected, the burner will default to the Liquid Propane option. The square and rectangular fire tables feature a 3" natural edge profile and the round fire tables feature a 1.5" natural edge profile.



**42" LOUNGE**  
Top: 42SQSHTT  
Base: 89SNC (-JLP or -JNG)  
H: 21.5"  
Use fire table cover 005106



**32" x 52" LOUNGE**  
Top: 893252XSHTT  
Base: 89XNC (-JLP or -JNG)  
H: 21.5"  
Use fire table cover 006139



**36" x 60" LOUNGE**  
Top: 893660XSHTT  
Base: 89XNC (-JLP or -JNG)  
H: 21.5"  
Use fire table cover 006138



**42" LOUNGE**  
Top: 42RSHFPTT  
Base: 89RNC (-JLP or -JNG)  
H: 21.5"  
Use fire table cover 005369



**48" LOUNGE**  
Top: 48RSHFPTT  
Base: 89RNC (-JLP or -JNG)  
H: 21.5"  
Use fire table cover 005108



**42" DINING**  
Top: 42RSHFPTT  
Base: 89RDC (-JLP or -JNG)  
H: 27.5"  
Use fire table cover 005369



**48" DINING**  
Top: 48RSHFPTT  
Base: 89RDC (-JLP or -JNG)  
H: 27.5"  
Use fire table cover 005108



**42" BALCONY**  
Top: 42RSHFPTT  
Base: 89RBC (-JLP or -JNG)  
H: 34.5"  
Use fire table cover 005369



**48" BALCONY**  
Top: 48RSHFPTT  
Base: 89RBC (-JLP or -JNG)  
H: 34.5"  
Use fire table cover 005108

## FIRE JEWELRY + ACCESSORIES

**Note:** When ordering fire jewelry individually (without a fire table), use the six-digit model number. When ordering with a fire table, use the two-digit color code number that is next to the color name.



**13 - CRYSTAL ICE**  
006117



**20 - PLATINUM**  
006124 - Reflective



**16 - COPPER**  
006120 - Reflective



**14 - BRONZE**  
006118 - Reflective



**19 - MIDNIGHT BLACK**  
006123 - Reflective



**15 - GUNMETAL**  
006119 - Reflective



**17 - SAPPHIRE**  
006121 - Reflective



**18 - CARIBBEAN BLUE**  
006122 - Reflective



**22" BURNER COVER**  
91004  
Smooth aluminum  
Use with round burners



**14" x 26.25" BURNER COVER**  
91006  
Smooth aluminum  
Use with rectangular burners



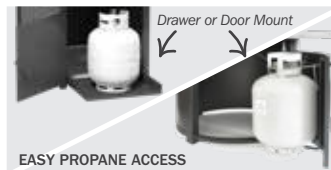
**22.5" GLASS GUARD**  
005561  
H: 6.75"  
Use in windy conditions  
Use with round burners



**15.5" x 28.5" GLASS GUARD**  
006086  
H: 5.8"  
Use in windy conditions  
Use with rectangular burners

## PRODUCT FEATURE

Every Homecrest fire table features easy propane access, a removable key valve for flame control, and a standard burner riser to keep the table surface cool. We also offer glass guards, which are recommended for use in windy conditions to contain the flame.



LOVE OUR AUTHENTIC

# SLATE TOPS



SHOWN IN PHOTO:

ALLURE LEFT OR RIGHT ARM CLUB CHAIR | 112716  
Blend Indigo (Sunbrella) | Glacier Finish

ALLURE ARMLESS CLUB CHAIR | 1135A  
Blend Indigo (Sunbrella) | Glacier Finish

ALLURE CORNER | 1110A  
Blend Indigo (Sunbrella) | Glacier Finish

32" x 52" SLATE LOUNGE FIRE PIT | 893252KSLIT | 89KNC-JIP BASE  
Char Top | Glacier Finish | Sapphire Fire Jewelry

12" x 30" KIDNEY PILLOW | 01230  
Gateway Indigo (Sunbrella)

18" SQUARE PILLOW | 00018  
Spotlight Flame (Decorative)

18" SQUARE PILLOW | 00018  
Gateway Indigo (Sunbrella)

18" SQUARE PILLOW | 00018  
Sapphire Flame (Sunbrella)

ALLURE ARMLESS BALCONY STOOL | 1165M  
Char Top | Onyx Finish

36" SLATE BALCONY TABLE | 02436SSLNU | 08349 BASE  
Char Top | Onyx Finish



# SLATE TABLES

## NATURAL SERIES



A welcome addition to any outdoor space, Homecrest's Slate tops feature a rustic elegance that could only be inspired by nature. Cast from the pattern and subtle texture of natural slate and produced using industry-leading technology, Homecrest Slate tops are as beautifully authentic in appearance as they are tough and durable. These smooth-surface tops are a favorite in outdoor spaces across the country and mix seamlessly with pieces from our seating collections.

### COMPLETE TABLES | OCCASIONAL, DINING, CAFÉ, BALCONY, + BAR

**Note:** The complete table units below only require one model number when ordering. Height listed is the complete table height and can vary up to 1/4". Table tops feature a 1.5" natural edge profile.



	Side Aluminum Base H: 15.5"	End Aluminum Base H: 19.5"	Dining/Café Aluminum Base H: 27.5"	Dining/Café Aluminum Base H: 27.5"	Dining Aluminum Base H: 27.5"	Dining/Café Aluminum Base H: 27.5"
● <b>24" ROUND</b> (no Hole)	Top + Base: <b>3724RSL</b>	Top + Base: <b>3723RSL</b>				
● <b>42" ROUND</b> (with Hole)			Top + Base: <b>3742RDSL</b>			
● <b>42" ROUND</b> (no Hole)			Top + Base: <b>3742RDSLNU</b>			
■ <b>42" x 62" RECTANGLE</b> (with Hole)					Top + Base: <b>254262DSL</b>	Top + Base: <b>374262DSL</b>
● <b>42" x 72" OVAL</b> (with Hole)				Top + Base: <b>374272DSL</b>		
■ <b>42" x 82" RECTANGLE</b> (with Hole)					Top + Base: <b>254282DSL</b>	Top + Base: <b>374282DSL</b>
● <b>44" x 84" OVAL</b> (with Hole)				Top + Base: <b>374484DSL</b>		
● <b>48" ROUND</b> (with Hole)			Top + Base: <b>3748RDSL</b>			
+ <b>LIFT KIT</b> (Convert Dining to Café Height)	N/A	N/A	<b>KIT175</b> (Adds 1.75" in Height)	<b>KIT175</b> (Adds 1.75" in Height)	N/A	<b>KIT175</b> (Adds 1.75" in Height)


**Note:** The Natural Series 37XX dining table base (27.5" in height) is designed to easily convert to a café table base (29.25" in height) by adding a Lift Kit (KIT175). Simply attach the hardware to the base frame for an additional 1.75" in height. The Lift Kit can be removed to convert the café table base back to a dining table base. Lift Kits are available in all finishes.



### AVAILABLE TOP COLORS



Each top is individually handcrafted and will vary in color. Colors are representations, refer to an actual sample. Homecrest tables and table tops with an umbrella hole come with a coordinating resin plug.




	Top + Base: <b>3742RBSL</b>				
	Top + Base: <b>3742RBSLNU</b>				
Top + Base: <b>254262FSL</b>			Top + Base: <b>254262BSL</b>	Top + Base: <b>374262BSL</b>	Top + Base: <b>254262BRSL</b>
		Top + Base: <b>374272BSL</b>			
Top + Base: <b>254282FSL</b>			Top + Base: <b>254282BSL</b>	Top + Base: <b>374282BSL</b>	Top + Base: <b>254282BRSL</b>
		Top + Base: <b>374484BSL</b>			
	Top + Base: <b>3748RBSL</b>				
N/A	N/A	N/A	N/A	N/A	N/A

Turn the page to view more table options! →

# SLATE TABLES

## NATURAL SERIES

### AVAILABLE TOP COLORS




### TOP + TABLE BASE COMBINATIONS | OCCASIONAL, DINING, CAFÉ, BALCONY, + BAR

**Note:** Use BOTH top and base model numbers when ordering. Height listed is the complete table height and can vary up to 1/4". Table tops feature a 1.5" natural edge profile.



■	<b>24" SQUARE</b> (with Hole)							Top: <b>C2424SSLWH</b> Base: <b>23275B</b>
■	<b>24" SQUARE</b> (no Hole)	Top: <b>C2424SSL</b> Base: <b>1122B</b>	Top: <b>C2424SSL</b> Base: <b>5724B</b>	Top: <b>C2424SSL</b> Base: <b>5723B</b>				Top: <b>C2424SSL</b> Base: <b>23275B</b>
■	<b>24" x 30" RECTANGLE</b> (with Hole)							Top: <b>C2430XSLWH</b> Base: <b>23275B</b>
■	<b>24" x 30" RECTANGLE</b> (no Hole)	Top: <b>C2430XSL</b> Base: <b>1122B</b>	Top: <b>C2430XSL</b> Base: <b>5724B</b>	Top: <b>C2430XSL</b> Base: <b>5723B</b>				Top: <b>C2430XSL</b> Base: <b>23275B</b>
■	<b>24" x 36" RECTANGLE</b> (with Hole)							Top: <b>C2436XSLWH</b> Base: <b>23275B</b>
■	<b>24" x 36" RECTANGLE</b> (no Hole)							Top: <b>C2436XSL</b> Base: <b>23275B</b>
■	<b>26" x 44" RECTANGLE</b> (no Hole)					Top: <b>C2644XSL</b> Base: <b>5744B</b>	Top: <b>C2644XSL</b> Base: <b>5743B</b>	
●	<b>30" ROUND</b> (with Hole)							Top: <b>C0030RSLWH</b> Base: <b>23275B</b>
●	<b>30" ROUND</b> (no Hole)				Top: <b>C0030RSL</b> Base: <b>1330B</b>			Top: <b>C0030RSL</b> Base: <b>23275B</b>
■	<b>30" SQUARE</b> (with Hole)							Top: <b>C3030SSLWH</b> Base: <b>23275B</b>
■	<b>30" SQUARE</b> (no Hole)		Top: <b>C3030SSL</b> Base: <b>5724B</b>	Top: <b>C3030SSL</b> Base: <b>5723B</b>				Top: <b>C3030SSL</b> Base: <b>23275B</b>
■	<b>30" x 48" RECTANGLE</b> (no Hole)					Top: <b>C3048XSL</b> Base: <b>5744B</b>	Top: <b>C3048XSL</b> Base: <b>5743B</b>	Top: <b>C3048XSL</b> Base: <b>23275B (x2)</b>
●	<b>36" ROUND</b> (with Hole)							Top: <b>C0036RSL</b> Base: <b>23275B</b>
●	<b>36" ROUND</b> (no Hole)							Top: <b>C0036RSLNU</b> Base: <b>23275B</b>
■	<b>36" SQUARE</b> (with Hole)							Top: <b>C3636SSL</b> Base: <b>23275B</b>
■	<b>36" SQUARE</b> (no Hole)							Top: <b>C3636SSLNU</b> Base: <b>23275B</b>
●	<b>42" ROUND</b> (with Hole)							Top: <b>C0042RSL</b> Base: <b>33275B</b>
●	<b>42" ROUND</b> (no Hole)							Top: <b>C0042RSLNU</b> Base: <b>33275B</b>
■	<b>42" SQUARE</b> (with Hole)							Top: <b>C4242SSL</b> Base: <b>33275B</b>
■	<b>42" SQUARE</b> (no Hole)							Top: <b>C4242SSLNU</b> Base: <b>33275B</b>
●	<b>48" ROUND</b> (with Hole)							Top: <b>C0048RSL</b> Base: <b>33275B</b>
●	<b>48" ROUND</b> (no Hole)							Top: <b>C0048RSLNU</b> Base: <b>33275B</b>
+	<b>UMBRELLA BASE PLATE</b> (Zinc-plated, Solid-steel)	N/A	N/A	N/A	N/A	N/A	N/A	<b>23UMB</b> or <b>33UMB</b> (Required with Umbrella)

**Note:** An umbrella base plate is required when using 23XXX and 33XXX table bases with an umbrella. This zinc-plated, solid-steel umbrella base is available in all frame finishes and attaches to the table base. It can also be used to add weight to any 23XXX and 33XXX table base. Use the 18" umbrella base plate (23UMB) with bases 23275B, 2330B, 2334B, and 2340B. Use the 24" umbrella base plate (33UMB) with bases 33275B, 3330B, 3334B, and 3340B.



1.5" NATURAL EDGE PROFILE  
SHOWN IN CHAR

\*Base features adjustable floor glides for leveling.



Top: <b>C2424SSLWH</b> Base: <b>2330B</b>			Top: <b>C2424SSLWH</b> Base: <b>2334B</b>		Top: <b>C2424SSLWH</b> Base: <b>2340B</b>	
Top: <b>C2424SSL</b> Base: <b>2330B</b>	Top: <b>C2424SSL</b> Base: <b>1800B</b>		Top: <b>C2424SSL</b> Base: <b>2334B</b>	Top: <b>C2424SSL</b> Base: <b>0834B</b>	Top: <b>C2424SSL</b> Base: <b>2340B</b>	Top: <b>C2424SSL</b> Base: <b>0800B</b>
Top: <b>C2430XSLWH</b> Base: <b>2330B</b>			Top: <b>C2430XSLWH</b> Base: <b>2334B</b>		Top: <b>C2430XSLWH</b> Base: <b>2340B</b>	
Top: <b>C2430XSL</b> Base: <b>2330B</b>	Top: <b>C2430XSL</b> Base: <b>1800B</b>		Top: <b>C2430XSL</b> Base: <b>2334B</b>	Top: <b>C2430XSL</b> Base: <b>0834B</b>	Top: <b>C2430XSL</b> Base: <b>2340B</b>	Top: <b>C2430XSL</b> Base: <b>0800B</b>
Top: <b>C2436XSLWH</b> Base: <b>2330B</b>			Top: <b>C2436XSLWH</b> Base: <b>2334B</b>		Top: <b>C2436XSLWH</b> Base: <b>2340B</b>	
Top: <b>C2436XSL</b> Base: <b>2330B</b>	Top: <b>C2436XSL</b> Base: <b>1800B</b>		Top: <b>C2436XSL</b> Base: <b>2334B</b>	Top: <b>C2436XSL</b> Base: <b>0834B</b>	Top: <b>C2436XSL</b> Base: <b>2340B</b>	Top: <b>C2436XSL</b> Base: <b>0800B</b>
Top: <b>C0030RSLWH</b> Base: <b>2330B</b>			Top: <b>C0030RSLWH</b> Base: <b>2334B</b>		Top: <b>C0030RSLWH</b> Base: <b>2340B</b>	
Top: <b>C0030RSL</b> Base: <b>2330B</b>	Top: <b>C0030RSL</b> Base: <b>1800B</b>		Top: <b>C0030RSL</b> Base: <b>2334B</b>	Top: <b>C0030RSL</b> Base: <b>0834B</b>	Top: <b>C0030RSL</b> Base: <b>2340B</b>	Top: <b>C0030RSL</b> Base: <b>0800B</b>
Top: <b>C3030SSLWH</b> Base: <b>2330B</b>			Top: <b>C3030SSLWH</b> Base: <b>2334B</b>		Top: <b>C3030SSLWH</b> Base: <b>2340B</b>	
Top: <b>C3030SSL</b> Base: <b>2330B</b>	Top: <b>C3030SSL</b> Base: <b>1800B</b>		Top: <b>C3030SSL</b> Base: <b>2334B</b>	Top: <b>C3030SSL</b> Base: <b>0834B</b>	Top: <b>C3030SSL</b> Base: <b>2340B</b>	Top: <b>C3030SSL</b> Base: <b>0800B</b>
Top: <b>C3048XSL</b> Base: <b>2330B (x2)</b>	Top: <b>C3048XSL</b> Base: <b>1800B (x2)</b>	Top: <b>C3048XSL</b> Base: <b>18ADAB</b>	Top: <b>C3048XSL</b> Base: <b>2334B (x2)</b>	Top: <b>C3048XSL</b> Base: <b>0834B (x2)</b>	Top: <b>C3048XSL</b> Base: <b>2340B (x2)</b>	Top: <b>C3048XSL</b> Base: <b>0800B (x2)</b>
Top: <b>C0036RSL</b> Base: <b>2330B</b>			Top: <b>C0036RSL</b> Base: <b>2334B</b>		Top: <b>C0036RSL</b> Base: <b>2340B</b>	
Top: <b>C0036RSLNU</b> Base: <b>2330B</b>	Top: <b>C0036RSLNU</b> Base: <b>1800B</b>		Top: <b>C0036RSLNU</b> Base: <b>2334B</b>	Top: <b>C0036RSLNU</b> Base: <b>0834B</b>	Top: <b>C0036RSLNU</b> Base: <b>2340B</b>	Top: <b>C0036RSLNU</b> Base: <b>0800B</b>
Top: <b>C3636SSL</b> Base: <b>2330B</b>		Top: <b>C3636SSL</b> Base: <b>18ADAB</b>	Top: <b>C3636SSL</b> Base: <b>2334B</b>		Top: <b>C3636SSL</b> Base: <b>2340B</b>	
Top: <b>C3636SSLNU</b> Base: <b>2330B</b>	Top: <b>C3636SSLNU</b> Base: <b>1800B</b>	Top: <b>C3636SSLNU</b> Base: <b>18ADAB</b>	Top: <b>C3636SSLNU</b> Base: <b>2334B</b>	Top: <b>C3636SSLNU</b> Base: <b>0834B</b>	Top: <b>C3636SSLNU</b> Base: <b>2340B</b>	Top: <b>C3636SSLNU</b> Base: <b>0800B</b>
Top: <b>C0042RSL</b> Base: <b>3330B</b>			Top: <b>C0042RSL</b> Base: <b>3334B</b>		Top: <b>C0042RSL</b> Base: <b>3340B</b>	
Top: <b>C0042RSLNU</b> Base: <b>3330B</b>			Top: <b>C0042RSLNU</b> Base: <b>3334B</b>		Top: <b>C0042RSLNU</b> Base: <b>3340B</b>	
Top: <b>C4242SSL</b> Base: <b>3330B</b>			Top: <b>C4242SSL</b> Base: <b>3334B</b>		Top: <b>C4242SSL</b> Base: <b>3340B</b>	
Top: <b>C4242SSLNU</b> Base: <b>3330B</b>			Top: <b>C4242SSLNU</b> Base: <b>3334B</b>		Top: <b>C4242SSLNU</b> Base: <b>3340B</b>	
Top: <b>C0048RSL</b> Base: <b>3330B</b>			Top: <b>C0048RSL</b> Base: <b>3334B</b>		Top: <b>C0048RSL</b> Base: <b>3340B</b>	
Top: <b>C0048RSLNU</b> Base: <b>3330B</b>			Top: <b>C0048RSLNU</b> Base: <b>3334B</b>		Top: <b>C0048RSLNU</b> Base: <b>3340B</b>	
<b>23UMBP or 33UMBP</b> (Required with Umbrella)	N/A	N/A	<b>23UMBP or 33UMBP</b> (Required with Umbrella)	N/A	<b>23UMBP or 33UMBP</b> (Required with Umbrella)	N/A

Turn the page to view fire table options! →

# SLATE FIRE TABLES

## NATURAL SERIES

Rustic yet elegant, Homecrest's handcrafted Slate fire tables are a refreshing addition to any outdoor space. Featuring authentic patterns and subtle textures, these smooth-surface fire tables are cast from natural slate and are available in a variety of colors. Our Slate fire tables are as beautiful as they are durable. Homecrest fire tables offer a powerful burner (up to 65,000 BTUs) and come standard with your choice of fire jewelry, as well as a secure key and black 3/4" aluminum fire burner riser.



### SHOWN IN PHOTO:

**GRACE RIGHT ARM LOVESEAT | 1042R**  
Cast Silver | Carbon Finish

**GRACE LEFT ARM LOVESEAT | 1042L**  
Cast Silver | Carbon Finish

**GRACE CORNER | 10100**  
Cast Silver | Carbon Finish

**32" x 52" SLATE LOUNGE FIRE PIT | 893252XSLTT | 89" HD-JL BASE**  
Drift Top | Carbon Finish


**18" SQUARE PILLOW | 00018**  
Canvas Parrot (Discontinued)

**12" x 22" KIDNEY PILLOW | 01222**  
Bravada LimeLight (Discontinued)

**18" SQUARE PILLOW | 00018**  
Canvas Air Blue (Santarella)




## AVAILABLE TOP COLORS



70 - CHAR



21 - DRIFT




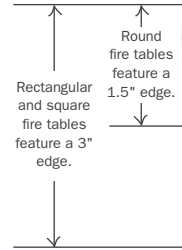
73 - DUNE



75 - FROST



20 - SEQUOIA



**Note:** Each top is individually handcrafted and will vary in color. Colors are representations, refer to an actual sample.

## FIRE TABLES Features a 1.5" or 3" natural edge profile.

**Note:** Each fire table comes standard with a 12" x 24" rectangular or 20" round 65,000 BTU stainless steel black powder-coated burner, external key valve, match-light ignition, 20 lbs of fire jewelry (select one or two colors), and a black 3/4" fire burner riser. The burner is available as either Liquid Propane (XXX-JLP) or Natural Gas (XXX-JNG)—if one is not selected, the burner will default to the Liquid Propane option. The square and rectangular fire tables feature a 3" natural edge profile and the round fire tables feature a 1.5" natural edge profile.



**42" LOUNGE**  
Top: 42SQSLTT  
Base: 89SNC (-JLP or -JNG)  
H: 21.5"  
Use fire table cover 005106



**32" x 52" LOUNGE**  
Top: 893252XSLTT  
Base: 89XNC (-JLP or -JNG)  
H: 21.5"  
Use fire table cover 006139



**36" x 60" LOUNGE**  
Top: 893660XSLTT  
Base: 89XNC (-JLP or -JNG)  
H: 21.5"  
Use fire table cover 006138



**42" LOUNGE**  
Top: 42RSLFPTT  
Base: 89RNC (-JLP or -JNG)  
H: 21.5"  
Use fire table cover 005369



**48" LOUNGE**  
Top: 48RSLFPTT  
Base: 89RNC (-JLP or -JNG)  
H: 21.5"  
Use fire table cover 005108



**42" DINING**  
Top: 42RSLFPTT  
Base: 89RDC (-JLP or -JNG)  
H: 27.5"  
Use fire table cover 005369



**48" DINING**  
Top: 48RSLFPTT  
Base: 89RDC (-JLP or -JNG)  
H: 27.5"  
Use fire table cover 005108



**42" BALCONY**  
Top: 42RSLFPTT  
Base: 89RBC (-JLP or -JNG)  
H: 34.5"  
Use fire table cover 005369



**48" BALCONY**  
Top: 48RSLFPTT  
Base: 89RBC (-JLP or -JNG)  
H: 34.5"  
Use fire table cover 005108

## FIRE JEWELRY + ACCESSORIES

**Note:** When ordering fire jewelry individually (without a fire table), use the six-digit model number. When ordering with a fire table, use the two-digit color code number that is next to the color name.



**13 - CRYSTAL ICE**  
006117



**20 - PLATINUM**  
006124 - Reflective



**16 - COPPER**  
006120 - Reflective



**14 - BRONZE**  
006118 - Reflective



**19 - MIDNIGHT BLACK**  
006123 - Reflective



**15 - GUNMETAL**  
006119 - Reflective



**17 - SAPPHIRE**  
006121 - Reflective



**18 - CARIBBEAN BLUE**  
006122 - Reflective



**22" BURNER COVER**  
91004  
Smooth aluminum  
Use with round burners



**14" x 26.25" BURNER COVER**  
91006  
Smooth aluminum  
Use with rectangular burners



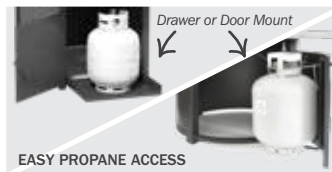
**22.5" GLASS GUARD**  
005561  
H: 6.75"  
Use in windy conditions  
Use with round burners



**15.5" x 28.5" GLASS GUARD**  
006086  
H: 5.8"  
Use in windy conditions  
Use with rectangular burners

## PRODUCT FEATURE

Every Homecrest fire table features easy propane access, a removable key valve for flame control, and a standard burner riser to keep the table surface cool. We also offer glass guards, which are recommended for use in windy conditions to contain the flame.



LOVE OUR SIMPLE + ELEGANT

# STONEGATE TOPS





SHOWN IN PHOTO:

**MAGNETA SWIVEL ROCKER CHAT CHAIR | 4190A**  
Create Haze (Sunbrella) | Canvas Haze Back (Sunbrella) | Onyx Finish

**42" STONEGATE LOUNGE FIRE PIT | 42SQSGTT | 89SNC-JLP BASE**  
Pebble Top | Onyx Finish | Gunmetal Fire Jewelry

**22" ROUND GLASS GUARD | 005561**

**12" x 22" KIDNEY PILLOW | 01222**  
Bliss Guava (Sunbrella)

**MAGNETA HIGH BACK SWIVEL ROCKER | 41910**  
Kozo | Glacier Welt | Onyx Finish

**MAGNETA HIGH BACK DINING CHAIR | 41379**  
Kozo | Glacier Welt | Onyx Finish

**42" x 84" STONEGATE DINING TABLE | 254284DSG**  
Pebble Top | Onyx Finish

# STONEGATE TABLES

## NATURAL SERIES



Featuring the dramatic beauty of natural rock, our Stonegate tops combine natural elements with modern finishes for style and durability. Stonegate is designed to withstand the elements and is available in many shapes and heights. Its clean simplicity and straight-edge finish gives Stonegate an on-trend appearance and allows it to adapt to a wide range of design applications, whether residential or commercial.

### COMPLETE TABLES | OCCASIONAL, DINING, CAFÉ, BALCONY, + BAR

**Note:** The complete table units below only require one model number when ordering. Height listed is the complete table height and can vary up to 1/4". Table tops feature a 2" straight edge profile.




●	<b>24" ROUND</b> (no Hole)	Top + Base: <b>3724RSG</b>	Top + Base: <b>3723RSG</b>				
▲	<b>37.5" x 24" TRAPEZOID</b> (no Hole)			Top + Base: <b>1310016SG</b>	Top + Base: <b>1310020SG</b>		
●	<b>42" ROUND</b> (with Hole)				Top + Base: <b>3742RDSG</b>		
●	<b>42" ROUND</b> (no Hole)				Top + Base: <b>3742RDSGNU</b>		
■	<b>42" SQUARE</b> (with Hole)					Top + Base: <b>3742SDSG</b>	Top + Base: <b>2542SDSG</b>
■	<b>42" SQUARE</b> (no Hole)					Top + Base: <b>3742SDSGNU</b>	Top + Base: <b>2542SDSGNU</b>
■	<b>42" x 62" RECTANGLE</b> (with Hole)						Top + Base: <b>254262DSG</b>
■	<b>42" x 84" RECTANGLE</b> (with Hole)						Top + Base: <b>254284DSG</b>
●	<b>54" ROUND</b> (with Hole)				Top + Base: <b>3754RDSG</b>		
+	<b>LIFT KIT</b> (Convert Dining to Café Height)	N/A	N/A	N/A	N/A	Top + Base: <b>KIT175</b> (Adds 1.75" in Height)	Top + Base: <b>KIT175</b> (Adds 1.75" in Height)

**Note:** The Natural Series 37XX dining table base (27.5" in height) is designed to easily convert to a café table base (29.25" in height) by adding a Lift Kit (KIT175). Simply attach the hardware to the base frame for an additional 1.75" in height. The Lift Kit can be removed to convert the café table base back to a dining table base. Lift Kits are available in all finishes.



## AVAILABLE TOP COLORS



Each top is individually handcrafted and will vary in color. Colors are representations, refer to an actual sample. Homecrest tables and table tops with an umbrella hole come with a coordinating resin plug.



Dining/Café  
Aluminum Base  
H: 27.5"



Café  
Aluminum Base  
H: 30.25"



Café  
Aluminum Base  
H: 30.25"



Balcony  
Aluminum Base  
H: 34.25"



Balcony  
Aluminum Base  
H: 34.25"



Balcony  
Aluminum Base  
H: 34.25"



Balcony  
Aluminum Base  
H: 34.25"



Balcony  
Aluminum Base  
H: 34.25"



Bar  
Aluminum Base  
H: 40"



Bar  
Aluminum Base  
H: 40"

			Top + Base: <b>3742RBSG</b>						
			Top + Base: <b>3742RBSGNU</b>						
	Top + Base: <b>2542SFSG</b>			Top + Base: <b>3742SBSG</b>	Top + Base: <b>2542SBSG</b>			Top + Base: <b>2542SBRSG</b>	
	Top + Base: <b>2542SFSGNU</b>			Top + Base: <b>3742SBSGNU</b>	Top + Base: <b>2542SBSGNU</b>			Top + Base: <b>2542SBRSGNU</b>	
Top + Base: <b>374262DSG</b>		Top + Base: <b>254262FSG</b>				Top + Base: <b>254262BSG</b>	Top + Base: <b>374262BBSG</b>		Top + Base: <b>254262BRSG</b>
Top + Base: <b>374284DSG</b>		Top + Base: <b>254284FSG</b>				Top + Base: <b>254284BSG</b>	Top + Base: <b>374284BBSG</b>		Top + Base: <b>254284BRSG</b>
			Top + Base: <b>3754RBSG</b>						
<b>KIT175</b> (Adds 1.75" in Height)	N/A	N/A	N/A	N/A	N/A	N/A	N/A	N/A	N/A

Turn the page to view more table options! →

# STONEGATE TABLES


## NATURAL SERIES

### AVAILABLE TOP COLORS



### TOP + TABLE BASE COMBINATIONS | OCCASIONAL, DINING, CAFÉ, BALCONY, + BAR

**Note:** Use BOTH top and base model numbers when ordering. Height listed is the complete table height and can vary up to 1/4". Table tops feature a 2" straight edge profile.



■	<b>24" SQUARE</b> (with Hole)							Top: <b>C2424SSGWH</b> Base: <b>23275B</b>
■	<b>24" SQUARE</b> (no Hole)	Top: <b>C2424SSG</b> Base: <b>1122B</b>	Top: <b>C2424SSG</b> Base: <b>5724B</b>	Top: <b>C2424SSG</b> Base: <b>5723B</b>				Top: <b>C2424SSG</b> Base: <b>23275B</b>
■	<b>24" x 30" RECTANGLE</b> (with Hole)							Top: <b>C2430XSGWH</b> Base: <b>23275B</b>
■	<b>24" x 30" RECTANGLE</b> (no Hole)	Top: <b>C2430XSG</b> Base: <b>1122B</b>	Top: <b>C2430XSG</b> Base: <b>5724B</b>	Top: <b>C2430XSG</b> Base: <b>5723B</b>				Top: <b>C2430XSG</b> Base: <b>23275B</b>
■	<b>24" x 36" RECTANGLE</b> (with Hole)							Top: <b>C2436XSGWH</b> Base: <b>23275B</b>
■	<b>24" x 36" RECTANGLE</b> (no Hole)							Top: <b>C2436XSG</b> Base: <b>23275B</b>
■	<b>26" x 44" RECTANGLE</b> (no Hole)					Top: <b>C2644XSG</b> Base: <b>5744B</b>	Top: <b>C2644XSG</b> Base: <b>5743B</b>	
●	<b>30" ROUND</b> (with Hole)							Top: <b>C0030RSGWH</b> Base: <b>23275B</b>
●	<b>30" ROUND</b> (no Hole)				Top: <b>C0030RSG</b> Base: <b>1330B</b>			Top: <b>C0030RSG</b> Base: <b>23275B</b>
■	<b>30" SQUARE</b> (with Hole)							Top: <b>C3030SSGWH</b> Base: <b>23275B</b>
■	<b>30" SQUARE</b> (no Hole)		Top: <b>C3030SSG</b> Base: <b>5724B</b>	Top: <b>C3030SSG</b> Base: <b>5723B</b>				Top: <b>C3030SSG</b> Base: <b>23275B</b>
■	<b>30" x 48" RECTANGLE</b> (no Hole)					Top: <b>C3048XSG</b> Base: <b>5744B</b>	Top: <b>C3048XSG</b> Base: <b>5743B</b>	Top: <b>C3048XSG</b> Base: <b>23275B (x2)</b>
●	<b>36" ROUND</b> (with Hole)							Top: <b>C0036RSG</b> Base: <b>23275B</b>
●	<b>36" ROUND</b> (no Hole)							Top: <b>C0036RSGNU</b> Base: <b>23275B</b>
■	<b>36" SQUARE</b> (with Hole)							Top: <b>C3636SSG</b> Base: <b>23275B</b>
■	<b>36" SQUARE</b> (no Hole)							Top: <b>C3636SSGNU</b> Base: <b>23275B</b>
●	<b>42" ROUND</b> (with Hole)							Top: <b>C0042RSG</b> Base: <b>33275B</b>
●	<b>42" ROUND</b> (no Hole)							Top: <b>C0042RSGNU</b> Base: <b>33275B</b>
■	<b>42" SQUARE</b> (with Hole)							Top: <b>C4242SSG</b> Base: <b>33275B</b>
■	<b>42" SQUARE</b> (no Hole)							Top: <b>C4242SSGNU</b> Base: <b>33275B</b>
+	<b>UMBRELLA BASE PLATE</b> (Zinc-plated, Solid-steel)	N/A	N/A	N/A	N/A	N/A	N/A	<b>23UMB</b> or <b>33UMB</b> (Required with Umbrella)

**Note:** An umbrella base plate is required when using 23XXX and 33XXX table bases with an umbrella. This zinc-plated, solid-steel umbrella base is available in all frame finishes and attaches to the table base. It can also be used to add weight to any 23XXX and 33XXX table base. Use the 18" umbrella base plate (23UMB) with bases 23275B, 2330B, 2334B, and 2340B. Use the 24" umbrella base plate (33UMB) with bases 33275B, 3330B, 3334B, and 3340B.

2" STRAIGHT EDGE PROFILE  
SHOWN IN MIDNIGHT

\*Base features adjustable floor glides for leveling.



Café  
Aluminum Base\*  
H: 29.25"



Café  
Steel/Aluminum Base  
H: 29.75"



Café  
Aluminum Base  
H: 30"



Balcony  
Aluminum Base\*  
H: 33.25"



Balcony  
Steel/Aluminum Base  
H: 33.75"



Bar  
Aluminum Base\*  
H: 39.25"



Bar  
Steel/Aluminum Base  
H: 39.75"

Top: <b>C2424SSGWH</b> Base: <b>2330B</b>			Top: <b>C2424SSGWH</b> Base: <b>2334B</b>		Top: <b>C2424SSGWH</b> Base: <b>2340B</b>	
Top: <b>C2424SSG</b> Base: <b>2330B</b>	Top: <b>C2424SSG</b> Base: <b>1800B</b>		Top: <b>C2424SSG</b> Base: <b>2334B</b>	Top: <b>C2424SSG</b> Base: <b>0834B</b>	Top: <b>C2424SSG</b> Base: <b>2340B</b>	Top: <b>C2424SSG</b> Base: <b>0800B</b>
Top: <b>C2430XSGWH</b> Base: <b>2330B</b>			Top: <b>C2430XSGWH</b> Base: <b>2334B</b>		Top: <b>C2430XSGWH</b> Base: <b>2340B</b>	
Top: <b>C2430XSG</b> Base: <b>2330B</b>	Top: <b>C2430XSG</b> Base: <b>1800B</b>		Top: <b>C2430XSG</b> Base: <b>2334B</b>	Top: <b>C2430XSG</b> Base: <b>0834B</b>	Top: <b>C2430XSG</b> Base: <b>2340B</b>	Top: <b>C2430XSG</b> Base: <b>0800B</b>
Top: <b>C2436XSGWH</b> Base: <b>2330B</b>			Top: <b>C2436XSGWH</b> Base: <b>2334B</b>		Top: <b>C2436XSGWH</b> Base: <b>2340B</b>	
Top: <b>C2436XSG</b> Base: <b>2330B</b>	Top: <b>C2436XSG</b> Base: <b>1800B</b>		Top: <b>C2436XSG</b> Base: <b>2334B</b>	Top: <b>C2436XSG</b> Base: <b>0834B</b>	Top: <b>C2436XSG</b> Base: <b>2340B</b>	Top: <b>C2436XSG</b> Base: <b>0800B</b>
Top: <b>C0030RSGWH</b> Base: <b>2330B</b>			Top: <b>C0030RSGWH</b> Base: <b>2334B</b>		Top: <b>C0030RSGWH</b> Base: <b>2340B</b>	
Top: <b>C0030RSG</b> Base: <b>2330B</b>	Top: <b>C0030RSG</b> Base: <b>1800B</b>		Top: <b>C0030RSG</b> Base: <b>2334B</b>	Top: <b>C0030RSG</b> Base: <b>0834B</b>	Top: <b>C0030RSG</b> Base: <b>2340B</b>	Top: <b>C0030RSG</b> Base: <b>0800B</b>
Top: <b>C3030SSGWH</b> Base: <b>2330B</b>			Top: <b>C3030SSGWH</b> Base: <b>2334B</b>		Top: <b>C3030SSGWH</b> Base: <b>2340B</b>	
Top: <b>C3030SSG</b> Base: <b>2330B</b>	Top: <b>C3030SSG</b> Base: <b>1800B</b>		Top: <b>C3030SSG</b> Base: <b>2334B</b>	Top: <b>C3030SSG</b> Base: <b>0834B</b>	Top: <b>C3030SSG</b> Base: <b>2340B</b>	Top: <b>C3030SSG</b> Base: <b>0800B</b>
Top: <b>C3048XSG</b> Base: <b>2330B (x2)</b>	Top: <b>C3048XSG</b> Base: <b>1800B (x2)</b>	Top: <b>C3048XSG</b> Base: <b>18ADAB</b>	Top: <b>C3048XSG</b> Base: <b>2334B (x2)</b>	Top: <b>C3048XSG</b> Base: <b>0834B (x2)</b>	Top: <b>C3048XSG</b> Base: <b>2340B (x2)</b>	Top: <b>C3048XSG</b> Base: <b>0800B (x2)</b>
Top: <b>C0036RSG</b> Base: <b>2330B</b>			Top: <b>C0036RSG</b> Base: <b>2334B</b>		Top: <b>C0036RSG</b> Base: <b>2340B</b>	
Top: <b>C0036RSGNU</b> Base: <b>2330B</b>	Top: <b>C0036RSGNU</b> Base: <b>1800B</b>		Top: <b>C0036RSGNU</b> Base: <b>2334B</b>	Top: <b>C0036RSGNU</b> Base: <b>0834B</b>	Top: <b>C0036RSGNU</b> Base: <b>2340B</b>	Top: <b>C0036RSGNU</b> Base: <b>0800B</b>
Top: <b>C3636SSG</b> Base: <b>2330B</b>		Top: <b>C3636SSG</b> Base: <b>18ADAB</b>	Top: <b>C3636SSG</b> Base: <b>2334B</b>		Top: <b>C3636SSG</b> Base: <b>2340B</b>	
Top: <b>C3636SSGNU</b> Base: <b>2330B</b>	Top: <b>C3636SSGNU</b> Base: <b>1800B</b>	Top: <b>C3636SSGNU</b> Base: <b>18ADAB</b>	Top: <b>C3636SSGNU</b> Base: <b>2334B</b>	Top: <b>C3636SSGNU</b> Base: <b>0834B</b>	Top: <b>C3636SSGNU</b> Base: <b>2340B</b>	Top: <b>C3636SSGNU</b> Base: <b>0800B</b>
Top: <b>C0042RSG</b> Base: <b>3330B</b>			Top: <b>C0042RSG</b> Base: <b>3334B</b>		Top: <b>C0042RSG</b> Base: <b>3340B</b>	
Top: <b>C0042RSGNU</b> Base: <b>3330B</b>			Top: <b>C0042RSGNU</b> Base: <b>3334B</b>		Top: <b>C0042RSGNU</b> Base: <b>3340B</b>	
Top: <b>C4242SSG</b> Base: <b>3330B</b>			Top: <b>C4242SSG</b> Base: <b>3334B</b>		Top: <b>C4242SSG</b> Base: <b>3340B</b>	
Top: <b>C4242SSGNU</b> Base: <b>3330B</b>			Top: <b>C4242SSGNU</b> Base: <b>3334B</b>		Top: <b>C4242SSGNU</b> Base: <b>3340B</b>	
<b>23UMBP or 33UMBP</b> (Required with Umbrella)	N/A	N/A	<b>23UMBP or 33UMBP</b> (Required with Umbrella)	N/A	<b>23UMBP or 33UMBP</b> (Required with Umbrella)	N/A

Turn the page to view fire table options! →

# STONEGATE FIRE TABLES

## NATURAL SERIES

Stonegate fire tables feature the dramatic beauty of natural rock and a clean, straight-edge finish to create a versatile design. Combining traditional elements with modern finishes, Stonegate is made for style and durability. These fire tables are on-trend yet timeless and perfect for both residential and commercial applications. Homecrest fire tables offer a powerful burner (up to 65,000 BTUs) and come standard with your choice of fire jewelry, as well as a secure key and black 3/4" aluminum fire burner riser.



**SHOWN IN PHOTO:**

**GRACE LOVESEAT | 10421**

Hot Shot Hemp (Discontinued) | Niko Finish

**GRACE SOFA | 10431**

Hot Shot Hemp (Discontinued) | Niko Finish

**GRACE CHAT CHAIR | 10391**

Accord Jade (Discontinued) | Hot Shot Hemp Back (Discontinued) | Niko Finish

**GRACE OTTOMAN | 10120**

Accord Jade (Discontinued) | Niko Finish

**GRACE LOW BACK DINING CHAIR | 10370**

Glacier | Glacier Welt | Niko Finish

**20" SQUARE PILLOW | 00020**

Accord Jade (Discontinued)

**18" SQUARE PILLOW | 00018**

Sierra Turquoise (Discontinued)

**42" STONEGATE LOUNGE FIRE PIT | 42SQSGTT | 89SNC-JLP BASE**

Pebble Top | Niko Finish | Caribbean Blue Fire Jewelry

**42" x 84" STONEGATE DINING TABLE | 374284DSG**

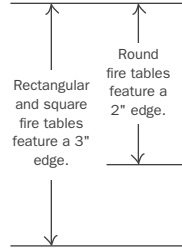
Pebble Top | Niko Finish



## AVAILABLE TOP COLORS



**Note:** Each top is individually handcrafted and will vary in color. Colors are representations, refer to an actual sample.



3" STRAIGHT EDGE PROFILE SHOWN IN BOULDER

## FIRE TABLES Features a 2" or 3" straight edge profile.

**Note:** Each fire table comes standard with a 12" x 24" rectangular or 20" round 65,000 BTU stainless steel black powder-coated burner, external key valve, match-light ignition, 20 lbs of fire jewelry (select one or two colors), and a black 3/4" fire burner riser. The burner is available as either Liquid Propane (XXX-JLP) or Natural Gas (XXX-JNG)—if one is not selected, the burner will default to the Liquid Propane option. The square and rectangular fire tables feature a 3" straight edge profile and the round fire tables feature a 2" straight edge profile.



**42" LOUNGE**  
Top: 42SQSGTT  
Base: 89SNC (-JLP or -JNG)  
H: 21.5"  
Use fire table cover 005106



**32" x 52" LOUNGE**  
Top: 893252XSGTT  
Base: 89XNC (-JLP or -JNG)  
H: 21.5"  
Use fire table cover 006139



**36" x 60" LOUNGE**  
Top: 893660XSGTT  
Base: 89XNC (-JLP or -JNG)  
H: 21.5"  
Use fire table cover 006138



**42" LOUNGE**  
Top: 42RSGFPTT  
Base: 89RNC (-JLP or -JNG)  
H: 21.5"  
Use fire table cover 005369



**54" LOUNGE**  
Top: 54RSGFPTT  
Base: 89RNC (-JLP or -JNG)  
H: 21.5"  
Use fire table cover 005108



**42" DINING**  
Top: 42RSGFPTT  
Base: 89RDC (-JLP or -JNG)  
H: 27.5"  
Use fire table cover 005369



**54" DINING**  
Top: 54RSGFPTT  
Base: 89RDC (-JLP or -JNG)  
H: 27.5"  
Use fire table cover 005108



**42" BALCONY**  
Top: 42RSGFPTT  
Base: 89RBC (-JLP or -JNG)  
H: 34.5"  
Use fire table cover 005369



**54" BALCONY**  
Top: 54RSGFPTT  
Base: 89RBC (-JLP or -JNG)  
H: 34.5"  
Use fire table cover 005108

## FIRE JEWELRY + ACCESSORIES

**Note:** When ordering fire jewelry individually (without a fire table), use the six-digit model number. When ordering with a fire table, use the two-digit color code number that is next to the color name.



**13 - CRYSTAL ICE**  
006117



**20 - PLATINUM**  
006124 - Reflective



**16 - COPPER**  
006120 - Reflective



**14 - BRONZE**  
006118 - Reflective



**19 - MIDNIGHT BLACK**  
006123 - Reflective



**15 - GUNMETAL**  
006119 - Reflective



**17 - SAPPHIRE**  
006121 - Reflective



**18 - CARIBBEAN BLUE**  
006122 - Reflective



**22" BURNER COVER**  
91004  
Smooth aluminum  
Use with round burners



**14" x 26.25" BURNER COVER**  
91006  
Smooth aluminum  
Use with rectangular burners



**22.5" GLASS GUARD**  
005561  
H: 6.75"  
Use in windy conditions  
Use with round burners



**15.5" x 28.5" GLASS GUARD**  
006086  
H: 5.8"  
Use in windy conditions  
Use with rectangular burners

## PRODUCT FEATURE

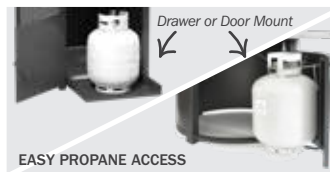
Every Homecrest fire table features easy propane access, a removable key valve for flame control, and a standard burner riser to keep the table surface cool. We also offer glass guards, which are recommended for use in windy conditions to contain the flame.



REMOVABLE KEY VALVE



GLASS GUARD



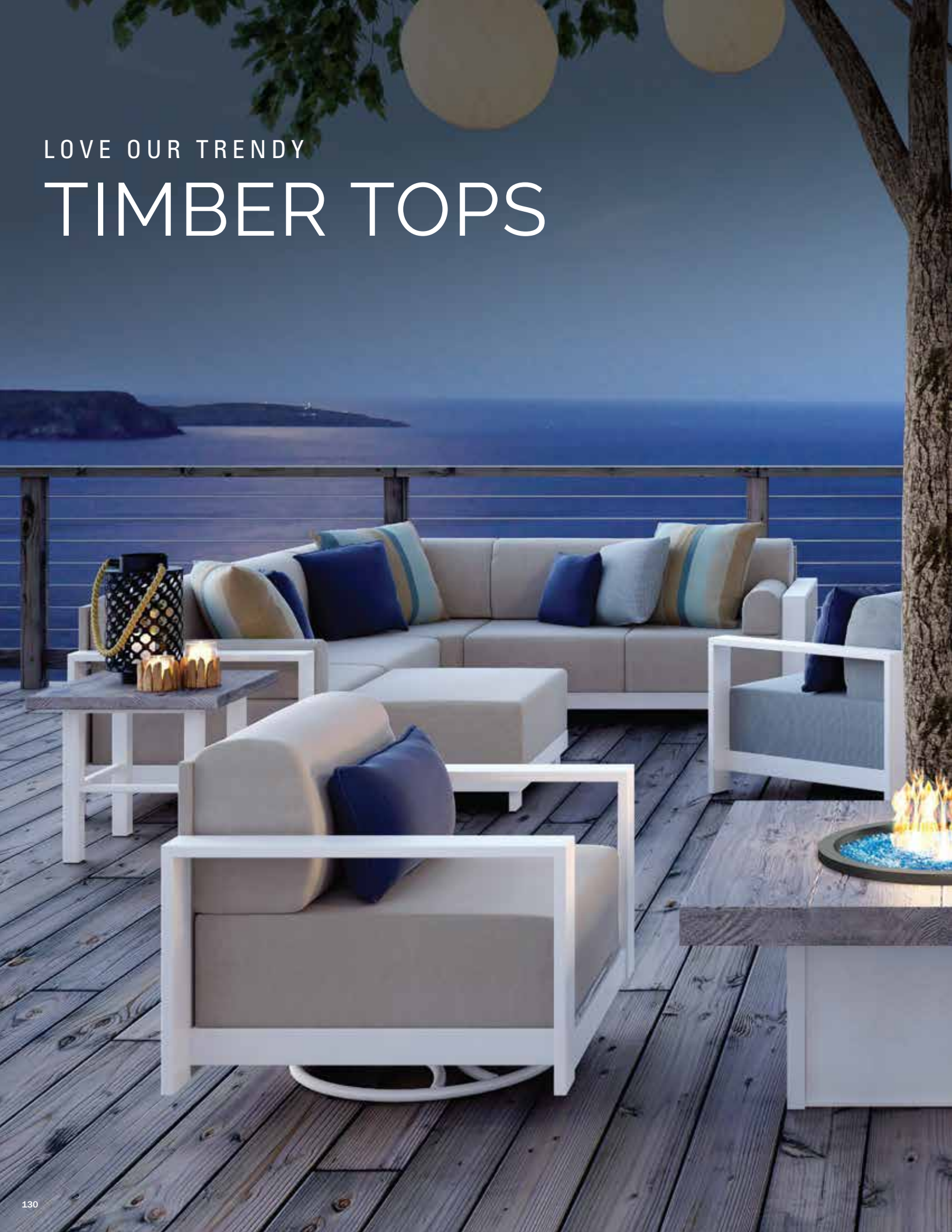
EASY PROPANE ACCESS



BURNER RISER

LOVE OUR TRENDY

# TIMBER TOPS



SHOWN IN PHOTO:

GRACE SWIVEL CHAT CHAIR | 10991  
Echo Ash (Sunbrella) | Glacier Finish

12" x 22" KIDNEY PILLOW | 01222  
Spectrum Indigo (Sunbrella)

42" TIMBER LOUNGE FIRE PIT | 42SQMTT | 89SNC-JLP BASE  
Drift Top | Glacier Finish | Caribbean Blue Fire Jewelry

GRACE RIGHT ARM LOVESEAT | 1042R  
Echo Ash (Sunbrella) | Glacier Finish

GRACE LEFT ARM LOVESEAT | 1042L  
Echo Ash (Sunbrella) | Glacier Finish

GRACE CORNER | 10100  
Echo Ash (Sunbrella) | Glacier Finish

GRACE OTTOMAN | 10120  
Echo Ash (Sunbrella) | Glacier Finish

24" TIMBER END TABLE | C2424STM | 5723B BASE  
Drift Top | Glacier Finish

GRACE CHAT CHAIR | 10391  
Hybrid Sky (Discontinued) | Glacier Finish

20" SQUARE PILLOW | 00020  
Gateway Mist (Sunbrella)

18" SQUARE PILLOW | 00018  
Hybrid Sky (Discontinued)

18" SQUARE PILLOW | 00018  
Spectrum Indigo (Sunbrella)

16" SQUARE PILLOW | 00016  
Spectrum Indigo (Sunbrella)

GRACE LOW BACK DINING CHAIR | 10370  
Storm/Titan | Storm/Titan Welt | Glacier Finish

48" TIMBER DINING TABLE | 2548SDTMNU  
Drift Top | Glacier Finish



# TIMBER TABLES

## NATURAL SERIES



Cast from beautiful reclaimed wood tables, our popular Timber collection is on trend and timeless. Using the same technology we use in all Natural Series tops, we are able to achieve a look that is marvelously realistic while retaining the outstanding outdoor performance characteristics you expect from Homecrest.

### COMPLETE TABLES | OCCASIONAL, DINING, CAFÉ, BALCONY, + BAR

**Note:** The complete table units below only require one model number when ordering. Height listed is the complete table height and can vary up to 1/4". Table tops feature a 1.75" straight edge profile.



Chat  
Aluminum Base  
H: 21.25"



Dining/Café  
Aluminum Base  
H: 27.5"



Dining  
Aluminum Base  
H: 27.5"



Dining  
Aluminum Base  
H: 27.5"




Café  
Aluminum Base  
H: 30.25"

●	<b>42" ROUND</b> (with Hole)		Top + Base: <b>3742RDTM</b>		
●	<b>42" ROUND</b> (no Hole)	Top + Base: <b>3742RCTMNU</b>	Top + Base: <b>3742RDTMNU</b>		
■	<b>48" SQUARE</b> (with Hole)			Top + Base: <b>2548SDTM</b>	Top + Base: <b>2548SFTM</b>
■	<b>48" SQUARE</b> (no Hole)			Top + Base: <b>2548SDTMNU</b>	Top + Base: <b>2548SFTMNU</b>
●	<b>54" ROUND</b> (with Hole)		Top + Base: <b>3754RDTM</b>		
●	<b>54" ROUND</b> (no Hole)	Top + Base: <b>3754RCTMNU</b>	Top + Base: <b>3754RDTMNU</b>		
■	<b>42" x 62" RECTANGLE</b> (with Hole)			Top + Base: <b>254262DTM</b>	
■	<b>42" x 62" RECTANGLE</b> (no Hole)			Top + Base: <b>254262DTMNU</b>	
■	<b>42" x 84" RECTANGLE</b> (with Hole)			Top + Base: <b>254284DTM</b>	
■	<b>42" x 84" RECTANGLE</b> (no Hole)			Top + Base: <b>254284DTMNU</b>	
+	<b>LIFT KIT</b> (Convert Dining to Café Height)	N/A	<b>KIT175</b> (Adds 1.75" in Height)	N/A	N/A

**Note:** The Natural Series 37XX dining table base (27.5" in height) is designed to easily convert to a café table base (29.25" in height) by adding a Lift Kit (KIT175). Simply attach the hardware to the base frame for an additional 1.75" in height. The Lift Kit can be removed to convert the café table base back to a dining table base. Lift Kits are available in all finishes.



**AVAILABLE TOP COLORS**



Each top is individually handcrafted and will vary in color. Colors are representations, refer to an actual sample. Homecrest tables and table tops with an umbrella hole come with a coordinating resin plug.



Café  
Aluminum Base  
H: 30.25"



Balcony  
Aluminum Base  
H: 34.25"



Balcony  
Aluminum Base  
H: 34.25"



Balcony  
Aluminum Base  
H: 34.25"



Bar  
Aluminum Base  
H: 40"



Bar  
Aluminum Base  
H: 40"


	Top + Base: <b>3742RBTM</b>				
	Top + Base: <b>3742RBTMNU</b>				
		Top + Base: <b>2548SBTM</b>		Top + Base: <b>2548SBRTM</b>	
		Top + Base: <b>2548SBTMNU</b>		Top + Base: <b>2548SBRTMNU</b>	
	Top + Base: <b>3754RBTM</b>				
	Top + Base: <b>3754RBTMNU</b>				
Top + Base: <b>254262FTM</b>			Top + Base: <b>254262BTM</b>		Top + Base: <b>254262BRTM</b>
Top + Base: <b>254262FTMNU</b>			Top + Base: <b>254262BTMNU</b>		Top + Base: <b>254262BRTMNU</b>
Top + Base: <b>254284FTM</b>			Top + Base: <b>254284BTM</b>		Top + Base: <b>254284BRTM</b>
Top + Base: <b>254284FTMNU</b>			Top + Base: <b>254284BTMNU</b>		Top + Base: <b>254284BRTMNU</b>
N/A	N/A	N/A	N/A	N/A	N/A

Turn the page to view more table options! →

# TIMBER TABLES


## NATURAL SERIES

### AVAILABLE TOP COLORS



### TOP + TABLE BASE COMBINATIONS | OCCASIONAL, DINING, CAFÉ, BALCONY, + BAR

**Note:** Use BOTH top and base model numbers when ordering. Height listed is the complete table height and can vary up to 1/4". Table tops feature a 1.75" straight edge profile.



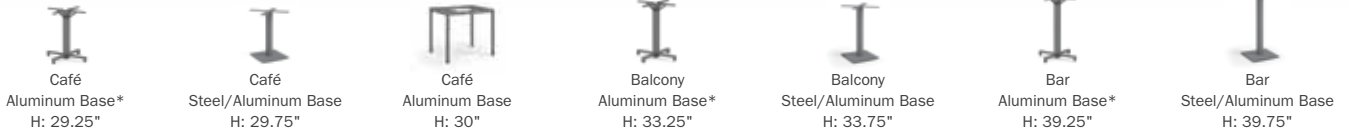
■	<b>24" SQUARE</b> (with Hole)							Top: <b>C2424STMWH</b> Base: <b>23275B</b>
■	<b>24" SQUARE</b> (no Hole)	Top: <b>C2424STM</b> Base: <b>1122B</b>	Top: <b>C2424STM</b> Base: <b>5724B</b>	Top: <b>C2424STM</b> Base: <b>5723B</b>				Top: <b>C2424STM</b> Base: <b>23275B</b>
■	<b>26" x 44" RECTANGLE</b> (no Hole)					Top: <b>C2644XTM</b> Base: <b>5744B</b>	Top: <b>C2644XTM</b> Base: <b>5743B</b>	
●	<b>30" ROUND</b> (with Hole)							Top: <b>C0030RTMWH</b> Base: <b>23275B</b>
●	<b>30" ROUND</b> (no Hole)				Top: <b>C0030RTM</b> Base: <b>1330B</b>			Top: <b>C0030RTM</b> Base: <b>23275B</b>
■	<b>30" SQUARE</b> (with Hole)							Top: <b>C3030STMWH</b> Base: <b>23275B</b>
■	<b>30" SQUARE</b> (no Hole)		Top: <b>C3030STM</b> Base: <b>5724B</b>	Top: <b>C3030STM</b> Base: <b>5723B</b>				Top: <b>C3030STM</b> Base: <b>23275B</b>
●	<b>36" ROUND</b> (with Hole)							Top: <b>C0036RTM</b> Base: <b>23275B</b>
●	<b>36" ROUND</b> (no Hole)							Top: <b>C0036RTMNU</b> Base: <b>23275B</b>
■	<b>36" SQUARE</b> (with Hole)							Top: <b>C3636STM</b> Base: <b>23275B</b>
■	<b>36" SQUARE</b> (no Hole)							Top: <b>C3636STMNU</b> Base: <b>23275B</b>
●	<b>42" ROUND</b> (with Hole)							Top: <b>C0042RTM</b> Base: <b>33275B</b>
●	<b>42" ROUND</b> (no Hole)							Top: <b>C0042RTMNU</b> Base: <b>33275B</b>
■	<b>42" SQUARE</b> (with Hole)							Top: <b>C4242STM</b> Base: <b>33275B</b>
■	<b>42" SQUARE</b> (no Hole)							Top: <b>C4242STMNU</b> Base: <b>33275B</b>
+	<b>UMBRELLA BASE PLATE</b> (Zinc-plated, Solid-steel)	N/A	N/A	N/A	N/A	N/A	N/A	<b>23UMB</b> or <b>33UMB</b> (Required with Umbrella)





1.75" STRAIGHT EDGE PROFILE  
SHOWN IN DRIFT

\*Base features adjustable floor glides for leveling.



Top: <b>C2424STMWH</b> Base: <b>2330B</b>			Top: <b>C2424STMWH</b> Base: <b>2334B</b>		Top: <b>C2424STMWH</b> Base: <b>2340B</b>	
Top: <b>C2424STM</b> Base: <b>2330B</b>	Top: <b>C2424STM</b> Base: <b>1800B</b>		Top: <b>C2424STM</b> Base: <b>2334B</b>	Top: <b>C2424STM</b> Base: <b>0834B</b>	Top: <b>C2424STM</b> Base: <b>2340B</b>	Top: <b>C2424STM</b> Base: <b>0800B</b>
Top: <b>C0030RTMWH</b> Base: <b>2330B</b>			Top: <b>C0030RTMWH</b> Base: <b>2334B</b>		Top: <b>C0030RTMWH</b> Base: <b>2340B</b>	
Top: <b>C0030RTM</b> Base: <b>2330B</b>	Top: <b>C0030RTM</b> Base: <b>1800B</b>		Top: <b>C0030RTM</b> Base: <b>2334B</b>	Top: <b>C0030RTM</b> Base: <b>0834B</b>	Top: <b>C0030RTM</b> Base: <b>2340B</b>	Top: <b>C0030RTM</b> Base: <b>0800B</b>
Top: <b>C3030STMWH</b> Base: <b>2330B</b>			Top: <b>C3030STMWH</b> Base: <b>2334B</b>		Top: <b>C3030STMWH</b> Base: <b>2340B</b>	
Top: <b>C3030STM</b> Base: <b>2330B</b>	Top: <b>C3030STM</b> Base: <b>1800B</b>		Top: <b>C3030STM</b> Base: <b>2334B</b>	Top: <b>C3030STM</b> Base: <b>0834B</b>	Top: <b>C3030STM</b> Base: <b>2340B</b>	Top: <b>C3030STM</b> Base: <b>0800B</b>
Top: <b>C0036RTM</b> Base: <b>2330B</b>			Top: <b>C0036RTM</b> Base: <b>2334B</b>		Top: <b>C0036RTM</b> Base: <b>2340B</b>	
Top: <b>C0036RTMNU</b> Base: <b>2330B</b>	Top: <b>C0036RTMNU</b> Base: <b>1800B</b>		Top: <b>C0036RTMNU</b> Base: <b>2334B</b>	Top: <b>C0036RTMNU</b> Base: <b>0834B</b>	Top: <b>C0036RTMNU</b> Base: <b>2340B</b>	Top: <b>C0036RTMNU</b> Base: <b>0800B</b>
Top: <b>C3636STM</b> Base: <b>2330B</b>		Top: <b>C3636STM</b> Base: <b>18ADAB</b>	Top: <b>C3636STM</b> Base: <b>2334B</b>		Top: <b>C3636STM</b> Base: <b>2340B</b>	
Top: <b>C3636STMNU</b> Base: <b>2330B</b>	Top: <b>C3636STMNU</b> Base: <b>1800B</b>	Top: <b>C3636STMNU</b> Base: <b>18ADAB</b>	Top: <b>C3636STMNU</b> Base: <b>2334B</b>	Top: <b>C3636STMNU</b> Base: <b>0834B</b>	Top: <b>C3636STMNU</b> Base: <b>2340B</b>	Top: <b>C3636STMNU</b> Base: <b>0800B</b>
Top: <b>C0042RTM</b> Base: <b>3330B</b>			Top: <b>C0042RTM</b> Base: <b>3334B</b>		Top: <b>C0042RTM</b> Base: <b>3340B</b>	
Top: <b>C0042RTMNU</b> Base: <b>3330B</b>			Top: <b>C0042RTMNU</b> Base: <b>3334B</b>		Top: <b>C0042RTMNU</b> Base: <b>3340B</b>	
Top: <b>C4242STM</b> Base: <b>3330B</b>			Top: <b>C4242STM</b> Base: <b>3334B</b>		Top: <b>C4242STM</b> Base: <b>3340B</b>	
Top: <b>C4242STMNU</b> Base: <b>3330B</b>			Top: <b>C4242STMNU</b> Base: <b>3334B</b>		Top: <b>C4242STMNU</b> Base: <b>3340B</b>	
<b>23UMBP</b> or <b>33UMBP</b> (Required with Umbrella)	N/A	N/A	<b>23UMBP</b> or <b>33UMBP</b> (Required with Umbrella)	N/A	<b>23UMBP</b> or <b>33UMBP</b> (Required with Umbrella)	N/A

**Note:** An umbrella base plate is required when using 23XXX and 33XXX table bases with an umbrella. This zinc-plated, solid-steel umbrella base is available in all frame finishes and attaches to the table base. It can also be used to add weight to any 23XXX and 33XXX table base. Use the 18" umbrella base plate (23UMBP) with bases 23275B, 2330B, 2334B, and 2340B. Use the 24" umbrella base plate (33UMBP) with bases 33275B, 3330B, 3334B, and 3340B.

Turn the page to view more table options! →

# TIMBER FIRE TABLES

## NATURAL SERIES

Individually handcrafted and cast from beautiful reclaimed wood tables, our Timber fire tables look incredibly realistic. Our Timber tops are made with extremely durable materials, allowing them to withstand even the toughest weather conditions. Homecrest fire tables offer a powerful burner (up to 65,000 BTUs) and come standard with your choice of fire jewelry, as well as a secure key and black 3/4" aluminum fire burner riser.

**SHOWN IN PHOTO:**

**SUTTON HIGH BACK SWIVEL ROCKER CHAT CHAIR | 4592A**

Cast Silver (Sumbrella) | Niko Finish

**42" TIMBER LOUNGE FIRE PIT | 42RTMFPIT | 89RNCJLP BASE**

Dark Top | Niko Finish | Platinum Fire Jewelry

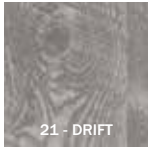




## AVAILABLE TOP COLORS



70 - CHAR



21 - DRIFT



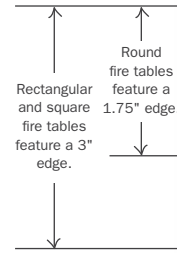
73 - DUNE



75 - FROST



20 - SEQUOIA



**Note:** Each top is individually handcrafted and will vary in color. Colors are representations, refer to an actual sample.

## FIRE TABLES Features a 1.75" or 3" straight edge profile.

**Note:** Each fire table comes standard with a 12" x 24" rectangular or 20" round 65,000 BTU stainless steel black powder-coated burner, external key valve, match-light ignition, 20 lbs of fire jewelry (select one or two colors), and a black 3/4" fire burner riser. The burner is available as either Liquid Propane (XXX-JLP) or Natural Gas (XXX-JNG)—if one is not selected, the burner will default to the Liquid Propane option. The square and rectangular fire tables feature a 3" straight edge profile and the round fire tables feature a 1.75" straight edge profile.



**42" LOUNGE**  
Top: 42SQTMTT  
Base: 89SNC (-JLP or -JNG)  
H: 21.5"  
Use fire table cover 005106



**32" x 52" LOUNGE**  
Top: 893252XTMTT  
Base: 89XNC (-JLP or -JNG)  
H: 21.5"  
Use fire table cover 006139



**36" x 60" LOUNGE**  
Top: 893660XTMTT  
Base: 89XNC (-JLP or -JNG)  
H: 21.5"  
Use fire table cover 006138



**42" LOUNGE**  
Top: 42RTMFPTT  
Base: 89RNC (-JLP or -JNG)  
H: 21.5"  
Use fire table cover 005369



**54" LOUNGE**  
Top: 54RTMFPTT  
Base: 89RNC (-JLP or -JNG)  
H: 21.5"  
Use fire table cover 005108



**42" DINING**  
Top: 42RTMFPTT  
Base: 89RDC (-JLP or -JNG)  
H: 27.5"  
Use fire table cover 005369



**54" DINING**  
Top: 54RTMFPTT  
Base: 89RDC (-JLP or -JNG)  
H: 27.5"  
Use fire table cover 005108



**42" BALCONY**  
Top: 42RTMFPTT  
Base: 89RBC (-JLP or -JNG)  
H: 34.5"  
Use fire table cover 005369



**54" BALCONY**  
Top: 54RTMFPTT  
Base: 89RBC (-JLP or -JNG)  
H: 34.5"  
Use fire table cover 005108

## FIRE JEWELRY + ACCESSORIES

**Note:** When ordering fire jewelry individually (without a fire table), use the six-digit model number. When ordering with a fire table, use the two-digit color code number that is next to the color name.



**13 - CRYSTAL ICE**  
006117



**20 - PLATINUM**  
006124 - Reflective



**16 - COPPER**  
006120 - Reflective



**14 - BRONZE**  
006118 - Reflective



**19 - MIDNIGHT BLACK**  
006123 - Reflective



**15 - GUNMETAL**  
006119 - Reflective



**17 - SAPPHIRE**  
006121 - Reflective



**18 - CARIBBEAN BLUE**  
006122 - Reflective



**22" BURNER COVER**  
91004  
Smooth aluminum  
Use with round burners



**14" x 26.25" BURNER COVER**  
91006  
Smooth aluminum  
Use with rectangular burners



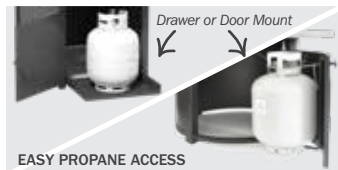
**22.5" GLASS GUARD**  
005561  
H: 6.75"  
Use in windy conditions  
Use with round burners



**15.5" x 28.5" GLASS GUARD**  
006086  
H: 5.8"  
Use in windy conditions  
Use with rectangular burners

## PRODUCT FEATURE

Every Homecrest fire table features easy propane access, a removable key valve for flame control, and a standard burner riser to keep the table surface cool. We also offer glass guards, which are recommended for use in windy conditions to contain the flame.



SHOWN IN PHOTO:

GRACE ARMLESS ADJUSTABLE CHAISE | 10302  
Glacier | Carbon Finish

9' MARKET UMBRELLA | 854FMA  
Cast Breeze (Sunbrella) | Onyx Umbrella

CAST IRON UMBRELLA BASE | 00091  
Carbon Finish





OUTDOOR ESSENTIALS

EXPERIENCE  
**CHOICE**  
AND  
**STYLE**

Decorate your outdoor space like you would indoors with Homecrest outdoor essentials.

Go beyond a comfortable seating arrangement and add a coordinating market, cantilever, or telescoping umbrella, or choose from our selection of throw pillows to complete your outdoor setting.

Made in the USA

SHOWN IN PHOTO:

**ELEMENTS AIR RIGBY ARM SOFA | 51AR43R**  
Stratus | Carbon Finish

**MODE CORNER UNIT | 1310020**  
Onyx Top | Carbon Finish

**ELEMENTS AIR ARMLESS CHAT CHAIR | 51AR350**  
Stratus | Carbon Finish

**ELEMENTS AIR LEFT ARM LOVESEAT | 51AR42L**  
Stratus | Carbon Finish

**ELEMENTS CHAT CHAIR | 5139A**  
Palmetto Azure (Discontinued) | Carbon Finish

**36" x 60" TIMBER LOUNGE FIRE PIT | 893660XTMTT | 89XNC-JLP BASE**  
Drift Top | Carbon Finish | Sapphire Fire Jewelry

**15.5" x 28.5" RECTANGULAR GLASS GUARD | 006086**

**22" MODE SIDE TABLE | 13220**  
Onyx Top | Carbon Finish

**20" SQUARE PILLOW | 00020**  
Canary (Outdura)

**20" SQUARE PILLOW | 00020**  
Palmetto Azura (Discontinued)

**18" SQUARE PILLOW | 00018**  
Palmetto Azura (Discontinued)

**18" SQUARE PILLOW | 00018**  
Captiva Admiral (Discontinued)

**16" SQUARE PILLOW | 00016**  
Rumor Waterfall (Discontinued)

**12" x 22" KIDNEY PILLOW | 01222**  
Luna Admiral (Discontinued)

**18" SQUARE PILLOW | 00018**  
Natural White (Outdura)

**ELEMENTS LOW BACK DINING CHAIR | 51470**  
Polar (Brisa) | Glacier Back | Glacier Welt | Carbon Finish

**ELEMENTS LOW BACK SWIVEL ROCKER | 51390**  
Polar (Brisa) | Glacier Back & Welt | Carbon Finish

**42" x 62" TIMBER DINING TABLE | 2548SDTMNU**  
Drift Top | Carbon Finish



# OUTDOOR ACCESSORIES

Take customization one step further with Homecrest outdoor accessories. Bring your outdoor space to life with several options to choose from, including glass guards and fire burner cover options.

## FIRE TABLE ACCESSORIES *Note: Fire table covers may vary in color and aesthetics.*



**44" COVER**  
005369  
H: 21.5"  
Use ripstop polyester cover with 42" round



**45" COVER**  
005106  
H: 25.25"  
Use ripstop polyester cover with 42" square



**54" COVER**  
005108  
H: 25"  
Use ripstop polyester cover with 48" or 54" round



**32" x 52" COVER**  
006139  
H: 22.4"  
Use ripstop polyester cover with 32" x 52" rectangle



**36" x 60" COVER**  
006138  
H: 25"  
Use ripstop polyester cover with 36" x 60" rectangle



**22.5" GLASS GUARD**  
005561  
H: 6.75"  
Use in windy conditions  
Use with round burners



**15.5" x 28.5" GLASS GUARD**  
006086  
H: 5.8"  
Use in windy conditions  
Use with rectangular burners



**22" BURNER COVER**  
91004  
Smooth aluminum  
Use with round burners



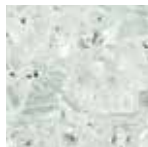
**14" x 26.25" BURNER COVER**  
91006  
Smooth aluminum  
Use with rectangular burners



**1 LB HOSE & REGULATOR KIT**  
005598  
Use for in-store demonstrations

## FIRE JEWELRY

*Note: All fire tables come with two 10 lb bags of your choice of one or two colors. When ordering fire jewelry individually (without a fire table), use the six-digit model number. When ordering with a fire table, use the two-digit color code number that is next to the color name.*



**13 - CRYSTAL ICE**  
006117



**20 - PLATINUM**  
006124 - Reflective



**16 - COPPER**  
006120 - Reflective



**14 - BRONZE**  
006118 - Reflective



**19 - MIDNIGHT BLACK**  
006123 - Reflective



**15 - GUNMETAL**  
006119 - Reflective



**17 - SAPPHIRE**  
006121 - Reflective



**18 - CARIBBEAN BLUE**  
006122 - Reflective

**UNIVERSAL ANCHOR KIT** - Homecrest offers a Universal Anchor Kit (406980) to secure furniture to the ground. This kit consists of four discreet powder-coated brackets and is compatible with most Homecrest lounge seating and table collections.



**SHOWN IN PHOTO:**

**ALLURE LEFT OR RIGHT ARM CLUB CHAIR | 1137LR**  
Canvas Canvas (Sunbrella) | Carbon Finish

**ALLURE OTTOMAN | 1112A**  
Canvas Canvas (Sunbrella) | Carbon Finish

**20" SQUARE PILLOW | 00020**  
Gateway Tropic (Discontinued)

**18" SQUARE PILLOW | 00018**  
Canvas Canvas (Sunbrella)

**18" SQUARE PILLOW | 00018**  
Spectrum Peacock (Sunbrella)

**12" x 22" KIDNEY PILLOW | 01222**  
Spectrum Aztec (Discontinued)

**12" x 22" KIDNEY PILLOW | 01222**  
Radiant Silver (Discontinued)



# THROW PILLOWS

Take outdoor comfort and style to the next level with our incredibly durable pillows. Mix and match with solids, patterns, and textures from our fabric offering to add a touch of colorful style to your outdoor space. Whether you're adding color and dimension to deep seating or fashion to a lounge, Homecrest outdoor throw pillows are sure to make a statement.



**16" SQUARE**  
00016 (with Welt)  
H: 16" W: 16" D: N/A



**18" SQUARE**  
00018 (with Welt)  
H: 18" W: 18" D: N/A



**20" SQUARE**  
00020 (with Welt)  
H: 20" W: 20" D: N/A



**12" x 16" KIDNEY**  
01216 (with Welt)  
H: 12" W: 16" D: N/A



**12" x 22" KIDNEY**  
01222 (with Welt)  
H: 12" W: 22" D: N/A



**12" x 30" KIDNEY**  
01230 (no Welt)  
H: 12" W: 30" D: N/A



**GRACE CUSHION ARM PILLOW**  
10380PO (no Welt)  
H: 8.5" W: 21.5" D: 6"



**ALLURE CUSHION LEFT ARM PILLOW**  
1135POLH  
H: 12" W: 4" D: 26.5"



**ALLURE CUSHION RIGHT ARM PILLOW**  
1135PORH  
H: 12" W: 4" D: 26.5"

**Note:** The pillow welt is the same fabric as the pillow.

# HOMECREST MARKET UMBRELLAS

## CRANK LIFT/AUTO TILT + PULLEY LIFT

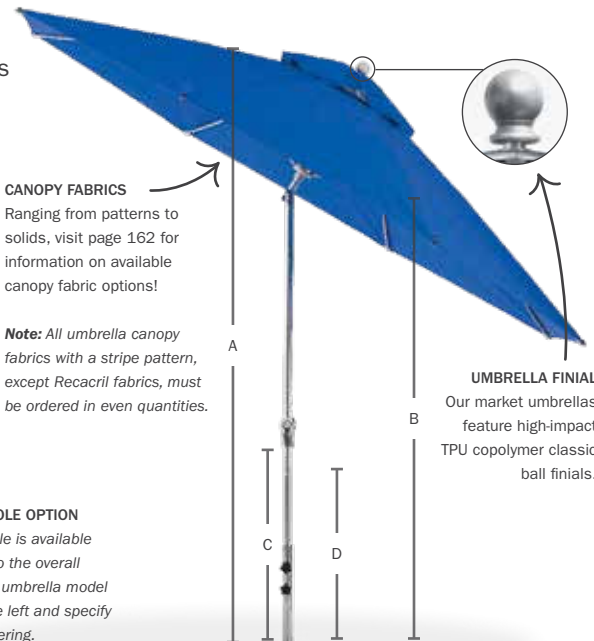
Our fiberglass market umbrellas are manufactured using the most resilient materials available. The half-inch thick fiberglass ribs allow the frame to bend and flex easily in windy conditions, while the durable aluminum center pole, maintenance-free resin, and stainless steel parts ensure this umbrella will provide years of worry-free shade. Choose from a heavy gauge pulley system or industry-best crank lift/auto tilt. Our market umbrellas offer commercial-grade quality and durability to any outdoor space.



## MARKET UMBRELLA CRANK LIFT/AUTO TILT

This is the ONLY crank lift/auto tilt in the industry designed and warranted for commercial use. Our crank lift/auto tilt market umbrella is engineered to withstand 40 mph sustained winds.

- 316 stainless steel, commercial-grade, 60° tilt crank handle and axle
- 1.5" diameter center pole with a durable 1/8" aluminum wall thickness provides incredible strength and durability
- 1/2" fiberglass ribs and struts for maximum strength and flexibility
- Stainless steel grommets attach the canopy securely to the frame
- 4-layer fabric protection and closed stitching pocket



### 6.5' SQUARE

**U** 454FMA-SQ - 20 lbs  
 A - Overall Height: 107"  
 B - Clearance: 79"  
 C - Closed Clearance: 48"  
 D - Crank Clearance: 36"  
 Mast Diameter: 1.5"



### 7.5' OCTAGON

**U** 845FMA - 20 lbs  
 A - Overall Height: 98"  
 B - Clearance: 72"  
 C - Closed Clearance: 49"  
 D - Crank Clearance: 36"  
 Mast Diameter: 1.5"



### 9' OCTAGON

**U** 854FMA - 22 lbs  
 A - Overall Height: 107"  
 B - Clearance: 79"  
 C - Closed Clearance: 48"  
 D - Crank Clearance: 36"  
 Mast Diameter: 1.5"

### BAR HEIGHT POLE OPTION

A bar height pole is available and adds 10" to the overall height. Use the umbrella model numbers on the left and specify "bar" when ordering.

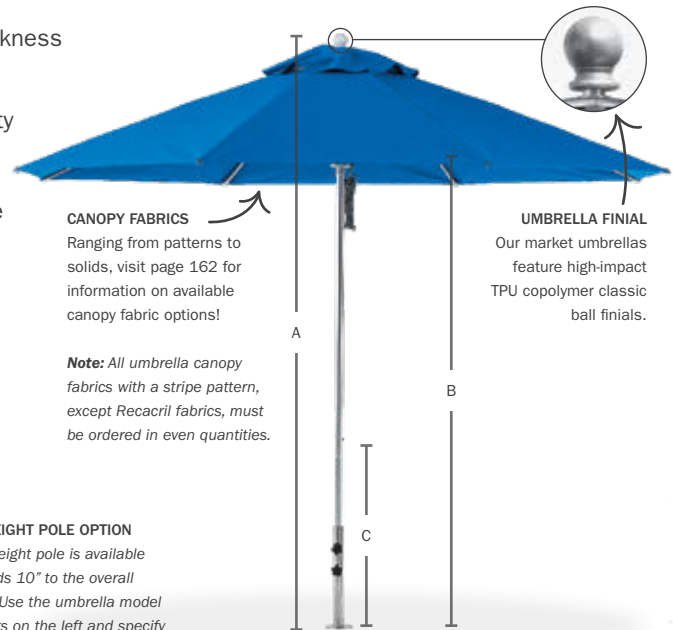




## MARKET UMBRELLA PULLEY LIFT

Our easy glide pulley system is supported by a durable woven cord that allows you to effortlessly open and close the umbrella. All of our pulley lift umbrellas are designed with a hook pin to keep the pulley cord out of reach and out of sight. Our pulley lift market umbrella is engineered to withstand 40 mph sustained winds.

- 1.5" diameter center pole with a durable 1/8" aluminum wall thickness provides incredible strength and durability
- 1/2" fiberglass ribs and struts for maximum strength and flexibility
- Smooth and effortless pulley system
- Stainless steel grommets attach the canopy securely to the frame
- 4-layer fabric protection and closed stitching pocket



### 6.5' SQUARE

**U** 454FM-SQ - 16 lbs  
A - Overall Height: 97"  
B - Clearance: 77"  
C - Closed Clearance: 41"  
Mast Diameter: 1.5"



### 7.5' OCTAGON

**U** 845FM - 16 lbs  
A - Overall Height: 94"  
B - Clearance: 76"  
C - Closed Clearance: 44"  
Mast Diameter: 1.5"



### 9' OCTAGON

**U** 854FM - 18 lbs  
A - Overall Height: 97"  
B - Clearance: 77"  
C - Closed Clearance: 41"  
Mast Diameter: 1.5"

**BASE OPTIONS** *Note: Umbrella bases are available in all Homecrest frame finishes, except for the premium aluminum base with wheels, which is brushed silver.*



**CAST IRON**  
00091 - 45 lbs  
H: 20.5" W: 20" D: 20"



**ALUMINUM SHELL**  
00090 - 50 lbs  
H: 6" W: 18" D: 18"  
*Must fill with sand.*



**PREMIUM ALUMINUM BASE (with Wheels)**  
100A - 100 lbs  
H: 4" W: 24" D: 24"

### MARKET POLE COLORS



**BRUSHED SILVER**



**CARBON**  
*Note: This is not an exact match to our Carbon frame finish.*



**DESERT BRONZE**



**ONYX**  
*Note: This is not an exact match to our Onyx frame finish.*

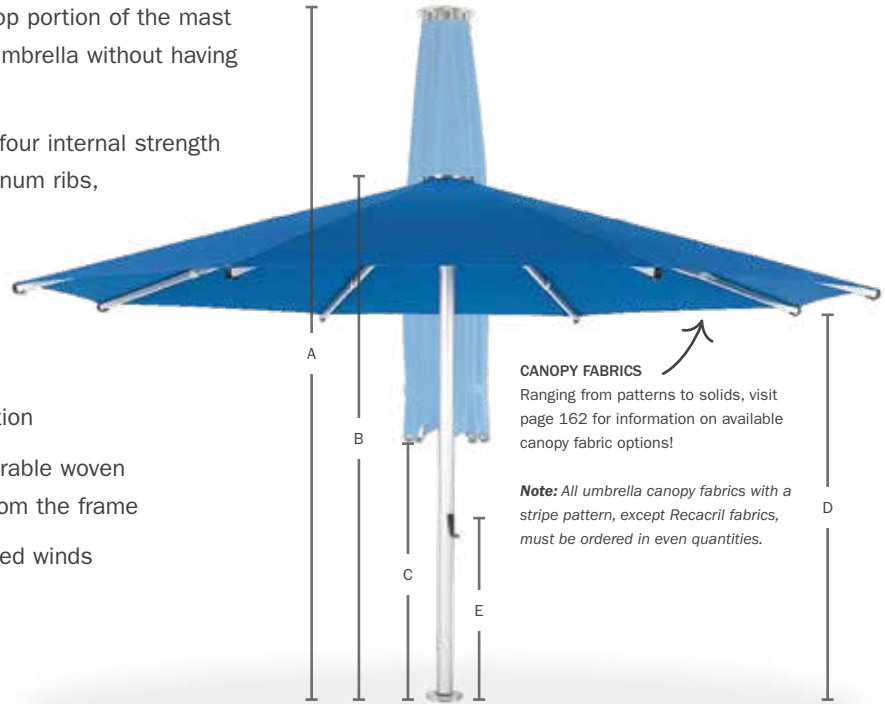
**Note:** Umbrella clearance dimensions are measured while not mounted in a base. Depending on the selected base, these clearance measurements will change. All dimensions have a +/-5" tolerance based on multiple variables: pin placement height, crank tautness, and fabric weight.

Available in: **U** Umbrella

# ARBOR UMBRELLA TELESCOPE

Arbor offers maximum shade and weather protection for commercial environments. Its 9 oz. marine-grade acrylic canopy is supported by reinforced extruded aluminum ribs that connect to a 4" mast. Every detail of this premium giant center-post umbrella ensures that Arbor will withstand even the harshest conditions. The commercial-grade telescoping crank mechanism allows for effortless opening and closing of the umbrella without having to move any furniture underneath. Umbrellas comparable to Arbor in size and weight almost always require a permanent installation. Arbor is one of the only large shade structures in the industry with a semi-permanent and non-permanent mount available. This umbrella not only looks spectacular, but is a practical shade solution in a number of commercial applications.

- As the telescoping Arbor cranks down, the top portion of the mast rises, allowing you to completely close the umbrella without having to move any furniture placed underneath
- The 4" diameter aluminum center pole with four internal strength channels, combined with the extruded aluminum ribs, provides exceptional support and strength
- For easier installation of an umbrella this large, Arbor mounts to a hinged spigot. This allows for the umbrella mast to be placed onto the spigot while the unit is on its side, prior to raising it to an upright position
- Reinforced grommets paired with an ultra-durable woven nylon wrap prevent the fabric from tearing from the frame
- Engineered to withstand 50-60 MPH sustained winds
- Maintenance-free stainless steel hardware



**13' SQUARE**  
U 8110NGU-SQ - 195 lbs  
A - Closed Height: 168"  
B - Open Height: 126"  
C - Closed Clearance: 52"  
D - Open Clearance: 96"  
E - Crank Clearance: 43"  
Mast Diameter: 4"



**16' OCTAGON**  
U 896NGU - 205 lbs  
A - Closed Height: 168"  
B - Open Height: 126"  
C - Closed Clearance: 66"  
D - Open Clearance: 98"  
E - Crank Clearance: 43"  
Mast Diameter: 4"

## PRODUCT FEATURES



TELESCOPING MAST



DOUBLE REINFORCED JOINTS



EXTRUDED ALUMINUM MAST

**Note:** Umbrella clearance dimensions are measured while not mounted in a base. Depending on the selected base, these clearance measurements will change. All dimensions have a +/-5" tolerance based on multiple variables: pin placement height, crank tautness, and fabric weight.

## BASE OPTIONS **Note:** Umbrella bases are in brushed silver.



**STEEL MAX**  
NGU-550-E - 150 lbs  
H: 5" W: 45" D: 45"  
Pavers not included.



**STEEL MAX**  
NGU-550 - 550 lbs  
H: 5" W: 45" D: 45"  
Base includes pavers.




**IN-GROUND MOUNT**  
NGU-IG - 18 lbs  
H: 8" W: 20" D: 20"  
Can be mounted in concrete, soil, and hard clay.



**DIRECT SURFACE MOUNT**  
NGU-DP - 20 lbs  
H: 5" W: 20" D: 20"  
Can be mounted to concrete, wood deck, or any stable solid surface.

## ARBOR POLE COLOR




BRUSHED SILVER

Available in: **U** Umbrella

# SOREN UMBRELLA CANTILEVER

This umbrella combines style with size, strength, and durability to provide a lasting solution to your shade needs. The Soren cantilever umbrella is available in a 13' octagon and a 10' square with five base options. Its 360° rotation and infinite tilt system allow for easy opening and closing, while providing complete shade flexibility. Heavy gauge extruded aluminum and stainless-steel parts on a marine-grade, corrosion-resistant aluminum frame ensure the Soren is ideal for both commercial and residential environments. Choose from among dozens of high-quality fabrics for a beautiful, low-maintenance shade solution!

- The full 360° rotation and infinite tilt system allow for countless tilt angles, providing hours of maximum shade regardless of the position of the sun
- Maintenance-free stainless steel hardware
- The crank lift is built for commercial use and is designed for smooth and effortless operation in any environment
- The mast and all critical joints are extruded aluminum, ensuring unmatched strength and durability
- Engineered to withstand 35 MPH winds; the included wind stabilizer kit increases this by 5 MPH
- Multiple mounting options are available, either permanent or semi-permanent, for installation on any surface



## 10' SQUARE

U 883ECU-SQ - 108 lbs  
 A - Overall Height: 110"  
 B - Clearance: 82"  
 C - Closed Clearance: 26"  
 D - Overall Depth: 135"  
 Mast Diameter: 3.3" x 5"

## 13' OCTAGON

U 880ECU - 112 lbs  
 A - Overall Height: 110"  
 B - Clearance: 82"  
 C - Closed Clearance: 32"  
 D - Overall Depth: 163"  
 Mast Diameter: 3.3" x 5"

## PRODUCT FEATURES



INFINITE TILT SYSTEM



EXTRUDED ALUMINUM MAST



EXTRUDED ALUMINUM ON ALL CRITICAL JOINTS

**Note:** Umbrella clearance dimensions are measured while not mounted in a base. Depending on the selected base, these clearance measurements will change. All dimensions have a +/-5" tolerance based on multiple variables: pin placement height, crank tautness, and fabric weight.

## BASE OPTIONS **Note:** Umbrella bases are in brushed silver, except for the direct surface mount, which is onyx.



### STEEL MAX

NGU-550-E - 150 lbs  
 H: 5" W: 45" D: 45"  
 Pavers not included.



### STEEL MAX

NGU-550 - 550 lbs  
 H: 5" W: 45" D: 45"  
 Base includes pavers.



### MAX PLATE STACK

ECU40G-X3 - 555 lbs  
 H: 2" W: 40" D: 40"



### IN-GROUND MOUNT

ECU-IG - 18 lbs  
 H: 20" W: 8" D: 8"  
 Can be mounted in concrete, soil, and hard clay.



### DIRECT SURFACE MOUNT

ECU-DP - 12 lbs  
 H: 5" W: 12.5" D: 12.5"  
 Can be mounted to concrete, wood deck, or any stable solid surface.

## SOREN POLE COLOR



BRUSHED SILVER

Available in: U Umbrella

SHOWN IN PHOTO:

FLORIDA CAFÉ CHAIR | 2F320  
Glacier Finish

ECHO CAFÉ CHAIR | 94370  
Sedona Finish

MANHATTAN ARMLESS CAFÉ CHAIR | CH590-CH  
Carbon Finish

PASSPORT CAFÉ CHAIR | 26320 (DISCONTINUED)  
Glacier Finish

ALLURE ARMLESS CAFÉ CHAIR | 1235M  
Storm Finish

ECHO ARMLESS CAFÉ CHAIR | 94360  
Canvas White (Sunbrella) | Carbon Finish

ALLURE CAFÉ CHAIR | 1135M  
Niko Finish

MANHATTAN CAFÉ CHAIR | CH320-PD  
Canvas Glacier (Sunbrella) | Onyx Finish

44" x 110" MODE CAFÉ TABLE | 1344110F  
Onyx Finish





CONTRACT MARKET

# EXPERIENCE QUALITY AND DURABILITY

Our dedication to commercial-grade materials and craftsmanship speaks for itself. Our customers tell us time and time again how truly satisfied they are with the quality and longevity of our products in the demands of various commercial environments.

All of our products go through rigorous commercial testing to ensure that what you specify and purchase is truly worthy of your project or property. Your guests' experience is paramount to us.

Made in the USA

# CONTRACT MARKETS

CORPORATE + MULTIFAMILY + RECREATION




@THELUXEAPARTMENTS



@RAINDANCECOLORADO



@EXPOMINNEAPOLIS



@EXPOMINNEAPOLIS



@LAKEHAUSMPLS



@LAKEHAUSMPLS



@LPMAPARTMENTS



@HEARTHANDHARROWBISTRO



@LIFEATSAILPOINT



@LIFEATSAILPOINT



@ELEVATEAPARTMENTS

# CAFÉ SEATING

## ALUMINUM + STEEL

Café seating pieces have an average seat height of 19" and are commonly used in restaurants, bars, and other active seating venues. Most café collections are stackable and available with and without arms. Be sure to select café heights for both the table, which has a 30" average height, and the seating collection to ensure proper fit.



ALLURE ARMLESS CAFÉ CHAIR

S 11350

H: 32.5" W: 20" D: 21"  
Seat Ht: 18" Arm Ht: N/A



ALLURE ARMLESS CAFÉ CHAIR

S 12350 S 12350-4\*

H: 32.5" W: 21.5" D: 21"  
Seat Ht: 18" Arm Ht: N/A  
(Stackable: 4-6)



ALLURE CAFÉ CHAIR

S 11370

H: 32.5" W: 22.5" D: 21"  
Seat Ht: 18" Arm Ht: 24.5"



ALLURE CAFÉ CHAIR

S 12370 S 12370-4\*

H: 32.5" W: 24.5" D: 21"  
Seat Ht: 18" Arm Ht: 24.5"  
(Stackable: 4-6)



ALLURE ARMLESS CAFÉ CHAIR

M 1135M

H: 34" W: 20" D: 21"  
Seat Ht: 18" Arm Ht: N/A



ALLURE ARMLESS CAFÉ CHAIR

M 1235M M 1235M-4\*

H: 34" W: 21.5" D: 21"  
Seat Ht: 18" Arm Ht: N/A  
(Stackable: 4-6)



ALLURE CAFÉ CHAIR

M 1137M

H: 34" W: 22.5" D: 21"  
Seat Ht: 18" Arm Ht: 24.5"



ALLURE CAFÉ CHAIR

M 1237M M 1237M-4\*

H: 34" W: 24.5" D: 21"  
Seat Ht: 18" Arm Ht: 24.5"  
(Stackable: 4-6)



ECHO ARMLESS CAFÉ CHAIR

M 94350 M 94350-2\*

C 9435P C 9435P-2\*  
H: 35" W: 18.5" D: 21"  
Seat Ht: 19" Arm Ht: N/A  
(Stackable: 4-6)



ECHO CAFÉ CHAIR

M 94370 M 94370-2\*

C 9437P C 9437P-2\*  
H: 35" W: 20" D: 21"  
Seat Ht: 19" Arm Ht: 25.75"  
(Stackable: 4-6)



ELEVATE ARMLESS CAFÉ CHAIR

S 56350 S 56350-2\*

H: 32.5" W: 25" D: 21"  
Seat Ht: 18" Arm Ht: N/A  
(Stackable: 4-6)



ELEVATE CAFÉ CHAIR

S 56370 S 56370-2\*

H: 32.5" W: 25" D: 21"  
Seat Ht: 18" Arm Ht: 24"  
(Stackable: 4-6)



ELEVATE ARMLESS CAFÉ CHAIR

M 5635M M 5635M-2\*

H: 34" W: 25" D: 21"  
Seat Ht: 18" Arm Ht: N/A  
(Stackable: 4-6)



ELEVATE CAFÉ CHAIR

M 5637M M 5637M-2\*

H: 34" W: 25" D: 21"  
Seat Ht: 18" Arm Ht: 24"  
(Stackable: 4-6)



FLORIDA CAFÉ CHAIR

M 2F320 M 2F320-4\*

H: 33" W: 23" D: 25.5"  
Seat Ht: 18" Arm Ht: 25.5"  
(Stackable: 4-6)



GRACE LOW BACK CAFÉ CHAIR

S 10680 PS 10690

H: 37.5" W: 26.75" D: 26"  
Seat Ht: 19.5" Arm Ht: 25"



HARBOR LOW BACK CAFÉ CHAIR

S 32680 PS 32690

H: 37.5" W: 24.5" D: 30"  
Seat Ht: 19.5" Arm Ht: 23.5"



MAGNETA LOW BACK CAFÉ CHAIR

S 41680 PS 41690

H: 37.5" W: 28" D: 27.5"  
Seat Ht: 19.5" Arm Ht: 25.5"



MANHATTAN ARMLESS CAFÉ CHAIR

M CH590-CH M CH590-CH2\*

C CH590-PD C CH590-PD2\*  
H: 35" W: 18.5" D: 21"  
Seat Ht: 18.75" Arm Ht: N/A  
(Stackable: 4-6)



MANHATTAN CAFÉ CHAIR

M CH320-CH M CH320-CH2\*

C CH320-PD C CH320-PD2\*  
H: 35" W: 20" D: 21"  
Seat Ht: 18.75" Arm Ht: 25.75"  
(Stackable: 4-6)



STELLA LOW BACK CAFÉ CHAIR

S 7A680 PS 7A690

H: 37.5" W: 24.5" D: 30"  
Seat Ht: 19.5" Arm Ht: 23.5"

### ► TAKE NOTICE

Our café chairs pair with café height tables. Want to use these café chairs with a dining height table? Add a Lift Kit (KIT175) to raise the 37XX series dining base on all Natural Series and Latitude tables an additional 1.75", increasing the table height from dining to café in minutes!

Available in: S Sling PS Padded Sling M Metal C Padded Seat

\*When ordering multi-pack, quantity of one equals two or four pieces, as denoted in model #x.



SHOWN IN PHOTO:

STELLA LOW BACK CAFE CHAIR | 7A680  
Rapids | Carbon Welt | Carbon Finish

36" STONEGATE CAFE TABLE | C003GRSGNU | 1800B BASE  
Pebble Top | Carbon Finish

6.5' MARKET UMBRELLA | 454FMA-SQ  
Pacific Blue (Recacril) | Brushed Silver Umbrella Pole

UMBRELLA BASE | 00091  
Carbon Finish



# CONTRACT MARKETS

HOTEL + SENIOR LIVING + HIGHER EDUCATION + COUNTRY CLUB





@NDSU.OFFICIAL



@NDSU.OFFICIAL



@ARIAEDINAAPTS




@ARIAEDINAAPTS



@HUNTINGCREEKCOUNTRYCLUB



@ELPASOCOUNTRYCLUB



EXPERIENCE  
**FASHION**  
AND  
**FUNCTION**



Experience the ultimate in style and selection with Homecrest's outdoor fabrics and durable finishes. With a wide variety of colors and textures, you can choose the look that suits you. Customize your chair, loveseat, sofa, or chaise by using our online Interactive Design Center at [design.homecrest.com](https://design.homecrest.com). Here, you can customize Homecrest furniture with a variety of fabrics and finishes.

# HOMECREST FABRICS

## SENSATION + OTHER SLINGABLE FABRICS

Design matters. Without great fabrics, outdoor spaces lack meaning and inspiration. The perfect combination of color, texture, and pattern not only adds beauty, but has the power to invigorate and rejuvenate. Our exclusive Sensation slingable fabrics are as innovative as they are beautiful. In addition to our complete sling offerings, Homecrest has partnered with several well-known fabric vendors to offer exclusive fabric options that feature unparalleled performance and durability without sacrificing design. These fabulous collections help you create a beautiful custom outdoor space tailored to your design aesthetic.

For design ideas and inspiration, visit our website. To help you visualize and customize your chair or fire table, use our Interactive Design Center at [design.homecrest.com](http://design.homecrest.com). Here you'll have the opportunity to: (1) pick your collection, (2) choose your finish, (3) select your fabric or fire jewelry, and (4) view, print, and buy.



### Five-Year Double Layer Sling Residential Warranty

Homecrest Outdoor Living offers a five-year residential warranty on the celebrated Homecrest double layer sling. Homecrest's patented sling and padded sling designs have been the industry's most comfortable and durable sling products for decades, and customers can now enjoy the longest consumer warranty protection of any sling or padded sling on the market. Our five-year residential warranty applies to all new Homecrest chairs sold with a double layer sling or padded sling design, including air products that feature our double layer sling technology.



### SEATING OPTIONS LEGEND:

**A** Air **S** Sling **PS** Padded Sling **C** Cushion **U** Umbrella **V** Vintage Wire **W** Welt

# SEATING OPTION + FABRIC SELECTION GUIDE



**A Air** | Homecrest air collections feature the appearance and comfort of deep seating in a foam-free, cushionless construction. Luxurious and exclusive Sensation sling fabrics are used for the ultimate in low-maintenance comfort and feature benefits such as exceptional shape retention and surface memory. The air sling is a double layer design that is extremely comfortable and field-replaceable. All double layer slings carry a five-year residential warranty.

**S Sling** | The Homecrest-pioneered sling is constructed of two layers for unmatched comfort and support. Our durable sling is easily replaceable and available in a variety of outdoor fabrics, including our exclusive Sensation slings. Minimal maintenance and comfortable design continues to make the Homecrest sling a #1 choice from coast to coast. When selecting a Homecrest sling seating option (except for Allure and Elevate), a welt or binding selection is required. Welting will match the frame finish unless an alternate is selected. Slings utilize the same fabric on the front and back for an attractive look. All double layer slings carry a five-year residential warranty.

**PS Padded Sling** | Our padded sling seating option features a triple layer sling with slight padding for added comfort. This attractive chair with distinctive silhouette stitching gives you not only a comfortable sit, but also a stylish addition to your outdoor space. The padded sling seating option expands your fabric options to include Bella-Dura®, Outdura®, Tempotest®, Sunbrella®, and Brisa® outdoor fabrics. For the padded sling seating option, select one of these outdoor fabrics for the front and a Homecrest sling fabric for the back. Like the sling seating option, our padded sling requires a welt or binding selection. Welting will match the frame finish unless an alternate is selected.

**C Cushion** | Our durable cushions provide unmatched comfort in a fast-paced world. The cushion seating option includes deep seating cushions, dining cushions, removable seat pad, and padded seats. Homecrest cushions are extremely comfortable and weather resistant.

**W Welt** | Welting or binding will match the frame finish unless an alternate is selected.

## HOW TO READ A HOMECREST FABRIC LABEL + MAKE ORDERING EASY

When choosing a fabric for the product selected, seating option coding will confirm the availability. Please indicate the fabric grade and follow the “ordering process” instructions for that fabric.

**Fabric Name**

**Grades:**  
A = \$ and B = \$\$

*Note: Fabrics are separated into different grades based on their construction characteristics (types of yarns, dyes that were used, weave intricacy, etc.). While grade A fabrics cost less than grade B fabrics, this doesn't indicate the quality of the materials used.*

**Carbon**

Grade A

Fabric Content: PVC

**S Sling** - This fabric will be used for the front and back of a sling (S). On many Homecrest sling collections, a welt (W) is also required.

**PS Padded Sling (Back Only)** - This fabric is an option for the back of a padded sling only.

**W Welt** - This fabric is a welting (W) fabric.

**Note:** For ordering tips, see the inside back cover.

S PS W

**Ordering Tips:**

**A Air** - Sensation sling fabrics will be used for the front and back of air (A) collections. A welt fabric is not required.

**S Sling** - Sling fabrics will be used for the front and back of a sling (S). On many sling collections, a welt (W) is also required. If a welt is NOT selected, it will default to the frame finish.

**PS Padded Sling** - The padded sling (PS) front is available in acrylic, leather-inspired, and other fashionable fabrics. A Homecrest sling (S) fabric is required for the back. If a back or welt (W) fabric is NOT selected, it will default to the frame finish.

**W Welt** - On many sling collections, a welt (W) is required. If a welt fabric is NOT selected, it will default to the frame finish. Some fabrics are available in both sling (S) and welt fabrics, creating a seamless or self-welted look.

**Denotes what seating option the fabric is available on.**

# SENSATION FABRICS

For nearly 70 years, Homecrest has built its reputation on quality, innovation, and comfort. One landmark example of this was our introduction of the Sensation sling in 2002. As pioneers in the elastomeric fabric category, we have more than 20 years of experience building Sensation sling furniture; to this day, there is nothing that comes close to the maintenance-free comfort, memory, colorfastness, and longevity of a Homecrest Sensation chair.

Sensation slings are constructed using an elastomeric yarn that is woven together with normal PVC sling fibers, creating a material that has amazing stretch characteristics for comfort, and outstanding memory for fabric longevity. If you have never sat in a Sensation sling chair, you really need to—the difference in comfort between a Sensation sling and a standard PVC sling is remarkable. The fabric stretches and moves according to the frame of the person sitting in it, while providing excellent support and comfort. Once the chair is vacated, the memory of the elastomeric fibers causes the fabric to return to its smooth, clean profile.

Sensation slings also have an incredible strength story to tell. All of Homecrest's standard sling products go through 50,000 cycles of drop-testing, which in itself is remarkable, but Sensation slings go well over 90,000 cycles without damage. Our testing has also shown that Sensation fabrics promote the structural integrity of the metal frames used in chair construction, as the elastomeric characteristics absorb much of the shock that would normally be borne by the supporting frame.

As for maintenance, Sensation fabrics just can't be beat. There's no such thing as a 'dry time' after rain—if a Sensation seat needs to be used immediately after a storm, towel it off and it's ready to go. Likewise, cleaning is a breeze, and the Sensation fabrics' incredible colorfastness makes them look showroom ready, year round.


At Homecrest, we use Sensation fabrics on deep seating and dining furniture alike. Whether on a single chair or a giant sectional, all Sensation products feature double layer slings. Plus, our air collections' unique 'cushionless', foam-free construction brings together the very best in comfort, style, and maintenance-free outdoor living.



AGATE II | B



BISQUE | B



CAMEO II | B



CARIBBEAN | B



CEDAR II | B



POPPY | B



STRATUS | B



ZINC II | B



Available in: **A** Air **S** Sling



# SLINGABLE FABRICS

Homecrest sling (S) fabrics can be used on all sling seating collections with the exception of Homecrest air (A) collections. Products that indicate air as a seating option are only available in Homecrest's Sensation slings. Homecrest's double layer sling has both a welted design and non-welted design, signified by the collection. The sling fabric will be the same on the front and the back unless a padded sling is selected.

The padded sling (PS) seating option is only available in acrylic, leather-inspired, and other fashionable fabrics, also known as cushion (C) fabrics, but require a sling back fabric selection and a welt (W). Look for sling fabrics with the (W) symbol for welting. The welt color will always default to the frame finish welt color unless an alternate is selected.



ALUMINUM | A

S




BRINDLE | A

S



CARBON | A

S W



DORSET | A

S



FOSSIL | B

S




GLACIER | A

S W



GLOW | B

S



HICKORY | A

S W



KAMALI | A

S



KOZO | B

S



MALACHITE | B

S



NIKO | A

S W



NOVA | A

S



OCEAN | A

S W




ONYX | A

S W



POTTER | A

S W




PRIA | B

S



RAPIDS | B

S



ROSE | A

S



SANDBAR | A

S W



SARASA | B

S




SEDONA | A

S W




SHADOWS | B

S



SHELBY | B

S



STORM/TITAN | A

S W



TERRACE | A

S



TUNGSTEN | B

S



UMBER | A

S W

# WELT FABRICS

Homecrest's industry-leading slings and padded slings are constructed using welting. You may select a welting color below to coordinate with your fabric; if no welt fabric is selected, it will default to match the frame finish. These options can also be used as slings and backing for padded slings.



CARBON | A



GLACIER | A



HICKORY | A



NIKO | A



OCEAN | A



ONYX | A




POTTER | A



SANDBAR | A



SEDONA | A



STORM/TITAN | A



UMBER | A



## DESIGN TIP

Want something sleek and monochromatic? Choose just one of these fabrics for your sling front, back, and welt to create a self-welted look. To visualize this look, visit our Interactive Design Center at [design.homecrest.com](http://design.homecrest.com).

Available in: Sling Welt

# PADDED SLING, CUSHION, + UMBRELLA FABRICS

Experience the ultimate in style and selection with several resilient outdoor padded sling, cushion, and umbrella fabric options. With a wide variety of colors, textures, and patterns available, you can choose the look that suits you. To view our entire list of available fabrics, simply scan the QR code on the right!



## OUTDURA® + TEMPOTEST® FABRICS

Homecrest has partnered with Outdura and Tempotest to offer dealers and consumers more exclusive solution-dyed acrylic fabric options. With these durable and fashion-forward fabrics, you'll be sure to create an outdoor space that speaks your style.

## BELLA-DURA® FABRICS

Soft to the touch, yet exceptionally durable, Bella-Dura is truly tailored for the outdoor market. These polyester/polyolefin blend fabrics offer sophisticated decorative patterns and colors, all while exceeding performance standards.

## COM FABRICS

Homecrest offers a COM (Customer's Own Material) program. Sunbrella fabrics are available through COM. These solution-dyed acrylic fabrics are available in Jacquards, stripes, and solid-color textures.

## BRISA® LEATHER-INSPIRED FABRICS

Brisa leather-inspired outdoor fabrics are available on our cushion and padded sling seating options. For padded slings, we recommend selecting a coordinating solid sling welt/back for a seamless look (i.e. Polar front and Glacier welt/back).

## RECACRIL® UMBRELLA FABRICS

Recacril canvases are high-performance fabrics made from fade-resistant, solution-dyed acrylic specially designed for umbrella canopies. All of these marine-grade fabrics undergo rigorous quality assurance testing, have an outer surface finish, and are treated with a specific process that makes the fabric waterproof. These easy-to-clean fabrics are mold and mildew resistant.

**Note:** Recacril stripe fabrics can only be sewn horizontally. For additional umbrella canopy fabric options, look for the "U" symbol in the other fabric collections. Sunbrella fabrics are available as COM fabrics and may have longer lead times.

# ANTIMICROBIAL PROPERTIES

One of the great things about Homecrest Outdoor Living furniture is that it's designed to last for years and perform in any environment. Our products owe this in part to being antimicrobial and easily cleanable.

Homecrest's antimicrobial design starts with our fabric. All of our fabric types are bleachable with the use of a safe bleach cleaning solution, but the antimicrobial features go further than that for our most popular fabric types.



For one, our double-layer sling seating—which is known for its high level of comfort—is constructed of antimicrobial-rated, Microban-infused material. And of course, these slings can also be safely bleached without harming their appearance or integrity. This means that our sling seating not only naturally prevents the lingering and transmission of dirt and germs, but it can also easily be cleaned between uses for added protection.



Beyond fabrics, we also have added protections for all of our cushioned seating. With our deep seating cushions, we include a ticking fabric underlayment beneath the product's exterior. This underlayment prevents transmission of any foreign materials or fluids into the cushion foam. This ensures that cleaning the outer layer of fabric is all the maintenance needed in order to keep our cushioned products hygienic.

Finally, we finish our aluminum frames with a special powder-coating paint. Besides creating an even layer of color, this process makes our frames completely non-porous. In contrast to other materials used in the outdoor furniture industry, such as wood or natural fibers, our powder-coated aluminum frames can be effectively wiped and bleached clean.



# FINISHES

All Homecrest outdoor furniture is completely coated with a textured powder-coat finish. Known as an industry leader for our revolutionary paint line, our eco-friendly finishing department uses modern powder-coat frame finish colors on all of our furniture frames, tables, and bases. With Homecrest's experience and technology, your outdoor space will endure the seasons, year after year.



34 - NIKO



27 - UMBER



04 - SEDONA






05 - HICKORY




28 - CARBON



88 - STORM



84 - ONYX



35 - GLACIER



76 - TITAN



*Note: Photos are representations. Please refer to an actual sample.*

# REPLACE. REVIVE. RE-LOVE.

## REPLACEMENT SLINGS, CUSHIONS, + PARTS

Whether you're looking for slings, cushions, pillows, paints, or parts, with Homecrest Outdoor Living's exclusive replacement program, you can easily revitalize your existing Homecrest outdoor furniture. Replacements for our outdoor furniture are available for both current and discontinued products. Replacements for many of our classic outdoor furniture collections are still available today, including our vintage wire frame collections.

### NEED HELP IDENTIFYING A PRODUCT?

Homecrest has made it easy to determine which collection your product is a part of. Here are three tools to help you with the identification of your product:

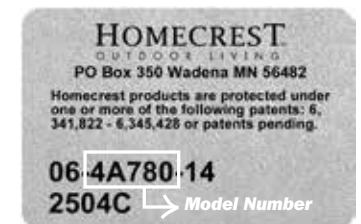
The **Catalog Archive**, found at [homecrest.com/catalog-archive](http://homecrest.com/catalog-archive), is an invaluable tool for identifying replacements for resilient Homecrest outdoor furniture by allowing you to look through past catalogs. With the model number identified, use the Model Identification Guide to direct you to the replacement number needed.




The **Model Identification Guide**, found at [homecrest.com/model-identification](http://homecrest.com/model-identification), allows you to search (Ctrl+F) by model number, collection name, year of purchase, and product type (i.e. glider, swivel rocker, etc). Once you have found your product, refer to the "Replacement #" column to find the replacement number you need to use when placing an order. **Note:** Replacement arm and floor glides are also listed.



Products manufactured after 1998 have a **manufacturing decal**, which is located on the product's metal frame. On the manufacturing decal, there is a set of digits. The first two digits indicate the week of the year the product was produced, the next set of digits represent the product's model number, and the last two digits are the year the product was produced. With the model number identified, use the Model Identification Guide to direct you to the replacement number needed.

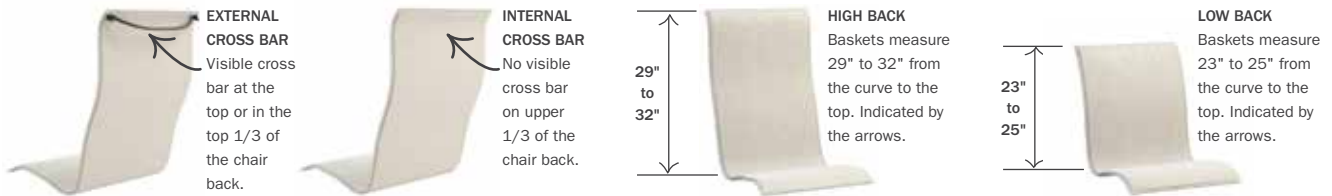




## HOW TO IDENTIFY YOUR SLING OR PADDED SLING BASKET

The majority of replacement baskets are low back and high back sling chairs that Homecrest has produced over the years. These chairs utilize four different replacement slings. Here is a quick way to identify replacements needed for these four types of chairs.

- Determine if your chair has an external or internal cross bar and if your chair is a high back sling or a low back sling.



- Select your sling style. **Note:** A sling replacement tool is included with each order.



## HOW TO DETERMINE THE FABRIC YOU NEED

Reference swatch labels or the fabric index in both the catalog and price list to identify fabrics that are available for your type of replacement. You can view an example of the fabric label on page 159.

### SEATING OPTIONS LEGEND:


A Air S Sling PS Padded Sling C Cushion  
U Umbrella V Vintage Wire W Welt

## ASSEMBLY OF REPLACEMENTS

There are several how-to guides and videos available at [homecrest.com/replacements](http://homecrest.com/replacements) that will assist you with the assembly of your slings and padded slings.



Need help visualizing these options? Visit the Interactive Design Center at [design.homecrest.com](http://design.homecrest.com) to create the look that fits your style! **Note:** Colors are representations, please refer to an actual sample.



# CELEBRATING 70 YEARS...

From early ottomans, to the original swivel rocker, to one of today's leading outdoor furniture manufacturers, the Homecrest brand has been an industry favorite since 1953. Homecrest combines a rich history of quality and classic design with today's demand for affordable luxury and versatile living. Over the years, Homecrest's focus has broadened to encompass the increasing demands of sophisticated, style-driven consumers seeking to complement their homes' interior designs and create a seamless flow between indoor and outdoor living spaces.



#25 CHAIR



KINGSTON



EDINA



CRICKET



HOLLY HILL

**1953**

Homecrest begins in the back warehouse of a furniture store making a Hassock ottoman.



**1956**

Homecrest patents a swivel rocker mechanism and introduces it on an indoor chair, which brings growth to the company.

**1960**

Homecrest enters the outdoor casual market with a wire frame café chair.

**1962**

Well-known models like the 36 and 90 chairs are introduced.



**1966**

Homecrest's growth inspires a variety of both indoor and outdoor collection designs.



**1971**

Vinyl strap is a growing category, bringing new color and style. The growing wire frame collection Edina, in the popular Holly Hill fabric pattern, is widely retailed across the country.

**1983**

Homecrest introduces the double layer sling, which provides unsurpassed comfort. The double layer sling is unique to the industry and is still in use today.

**1985**

Homecrest retires the wire collection, yet continues to offer replacement cushions and slings today for most collections, including vintage wire.

**1988**

Homecrest adds a padded sling option to the growing list of collections.

**1991**

The introduction of the Holly Hill cushion collection allows Homecrest to offer a wider variety of low-maintenance aluminum pieces to fit the needs of a growing market.





# SINCE 1953



**AFFINITY**

**2000**

Homecrest moves into a new state-of-the-art manufacturing facility, which remains home today. All products continue to be proudly engineered and manufactured in the USA.



**2001**

Homecrest receives the Manufacturer Leadership Award for the fifth time.



**PALISADE**

**2002**

Homecrest takes the comfort of the double layer sling to the next level with the use of Sensation stretchable fabrics. Another industry first.



**2004**

The Holly Hill sling collection is named a Consumers Digest Best Buy.

**2009**

Homecrest introduces the industry's first swivel rocker balcony stool.

**2011**

The innovative Airo<sup>2</sup>, a cushionless deep seating group, is introduced to the industry. Airo<sup>2</sup> offers the comfort of a cushion with the easy care of a sling.



**BELLAIRE**

**2013**

Taking inspiration from Homecrest's 1960s B99 chair, Homecrest launches the Bellaire collection.

**2015**

It was an exciting new product launch year at Homecrest with fashion-forward styles that continue to speak comfort. A few introductions include Grace deep seating, Grace sling, and over 100 fire table combinations.

**2016**

The nostalgia of a long-time Homecrest customer favorite prompted Homecrest to introduce the Liberty Barrel Chair.



**ELEMENTS AIR**

**2017**

Homecrest introduces Elements air and Grace air. This newly expanded category brings the most revolutionary seating collections to hit the outdoor furniture market in years. The new air design builds on the Airo<sup>2</sup> collection and the popular and proven double layer sling design Homecrest is well-known for.

**2018**

This year marks Homecrest's 65th anniversary, and they continue to design and manufacture products in Wadena, Minnesota. Homecrest introduces the five-year warranty on all double layer slings, as well as three "Designed with Weight" sling collections.



**INFINITI**

**2019**

Homecrest introduces new HDPE and aluminum mixed material collections, Eden and Maddox.



**2020**

Homecrest introduces three mid-century modern collections in air and cushion categories.

**2023**

Homecrest celebrates 70 years of being in the outdoor furniture industry and introduces three cushion collections, including the retro-inspired Mila chair.



Made in the USA

# HOMECREST LIMITED WARRANTIES

Product must be registered at [myhomecrest.com](http://myhomecrest.com) to activate warranty.

Homecrest Outdoor Living, LLC (Homecrest) is devoted to providing consumers with industry-leading comfort and quality. With 70 years of experience in manufacturing outdoor furniture, we are widely known for our comfort, quality, and style. Our suppliers, manufacturing team, and sales personnel are devoted to making your experience with our products an enjoyable one.

Homecrest's Residential Limited Warranties apply to Homecrest products used in a residential setting only. Homecrest's Commercial Limited Warranties apply to Homecrest products used in a commercial setting only. All warranty periods are based on the original purchaser's date of purchase and are not transferable. All warranties apply only to products shipped from the factory after January 1, 2008 (product codes ending in -08 or later). The purchaser must comply with the required warranty registration as explained. There is no warranty in existence if there is failure to register. Product warranties must be registered at [myhomecrest.com](http://myhomecrest.com) within 60 days of purchase for warranty to be activated. A copy of the original sales receipt and the product code must be submitted with all warranty claims (photos may also be required). Any repair of the Product undertaken without prior written authorization from Homecrest will void this warranty. Warranty for any refinished or replaced Product shall be only for the remainder of the warranty period applicable to the original product.

**THESE LIMITED WARRANTIES ARE IN LIEU OF ALL OTHER EXPRESS OR IMPLIED WARRANTIES AND EXPRESS THE SOLE AND EXCLUSIVE LIABILITY OF HOMECREST EXCEPT AS EXPRESSLY STATED HEREIN. THERE ARE NO OTHER WARRANTIES OR GUARANTEES, ORAL OR WRITTEN, EXPRESS OR IMPLIED, FROM ANY COURSE OF DEALING OR USAGE OF TRADE. ALL SUCH IMPLIED WARRANTIES, INCLUDING ANY WARRANTIES OF MERCHANTABILITY OR FITNESS FOR INTENDED PURPOSE, ARE EXPRESSLY DISCLAIMED. THESE LIMITED WARRANTIES MAY NOT BE MODIFIED, EXTENDED, OR ENLARGED BY ANY REPRESENTATIVE OF HOMECREST OR INTERMEDIATE SALES ASSOCIATE OR AGENT.**

These warranties give you specific legal rights. You may also have other rights which may vary from state to state. Some states do not allow the exclusion or limitation of incidental or consequential damages, so the above limitations or exclusions may not apply to you.

## WHAT OUR WARRANTIES COVER

**Aluminum and Steel Frames (excluding Umbrella frames) | 15 years residential and 5 years commercial** | Aluminum and steel frames are covered from structural failures for 15 years of residential use and 5 years of commercial usage. If the frame fails during the 15 years residential or 5 years commercial under normal usage and it is not the result of abuse or an act of God, Homecrest will repair or replace the frame at the manufacturer's discretion. If replacement is required and your original frame is no longer manufactured, we will replace it with a similar product. Homecrest will pay the warranty freight if within the first year in the Continental United States. Return of product will not be accepted without prior written approval.

**HDPE Surfaces | 15 years residential and 5 years commercial** | HDPE surfaces (table tops and benches) are covered from significant warpage and structural failures for 15 years from date of purchase of residential use and 5 years of commercial usage. If the frame or HDPE surface fails, or the HDPE surface significantly warps, during the 15 years residential or 5 years commercial under normal usage and it is not the result of abuse or an act of God, Homecrest will repair or replace the frame or the HDPE component at the manufacturer's discretion. If replacement is required and your original frame or HDPE surface is no longer manufactured, we will replace it with a similar product. Homecrest will pay the warranty freight if within the first year in the Continental United States. Return of product will not be accepted without prior written approval.

**Fire Table Burners | Crossfire® burner 15 years residential and 5 years commercial | Crystal Fire burner 2 years residential and 1 year commercial** | Of our two styles of fire table burners, the Crossfire burners (brass 24" round and 12" x 24" rectangle) are warranted for a period of 15 years of residential use and 5 years of commercial usage. Our Crystal Fire burners (stainless steel 12" round, 24" round, and 12" x 24" rectangle) are warranted for a period of 2 years of residential use and 1 year of commercial usage. For both versions, the warranty is limited to the replacement or repair of defective components or workmanship. Homecrest will pay the warranty freight if within the first year in the Continental United States. Return of product will not be accepted without prior written approval. If replacement is required and your original product is no longer available, we will replace it with a similar product.

**Umbrella Canopies | 10 and 5 years residential and 7 and 2 years commercial** | Umbrellas manufactured with Recacril fabric are warranted for 10 years of residential use and 7 years of commercial usage when maintained per the recommended care and maintenance instructions. All other upholstery grade fabrics will carry a warranty for 5 years of residential use and 2 years of commercial usage when maintained per the recommended care and maintenance instructions. In the event replacement is required, Homecrest will replace the canopy with the same (if available) or comparable fabric based on manufacturer's discretion (installation labor not included). Homecrest will pay the warranty freight if within the first year in the Continental United States. Return of product will not be accepted without prior written approval.

**Painted Surfaces (peeling, flaking, or blistering) | 5 years residential and commercial** | Painted frame surfaces are covered against peeling, flaking, or blistering for a period of 5 years for both residential and commercial usage. If the painted surface peels, flakes, or blisters and the furniture has been maintained per the recommended care and maintenance instructions, Homecrest will repair or replace the frame at the manufacturer's discretion. If replacement is required and your original product is no longer manufactured, we will replace with a similar product. Homecrest will pay the warranty freight if within the first year in the Continental United States. Return of product will not be accepted without prior written approval.

**Double Layer Slings and Padded Slings | 5 years residential and 2 years commercial** | The fabrics used on our double layer slings and padded slings are warranted against tearing, discoloration, or excessive fading for 5 years of residential use and 2 years of commercial usage when maintained per the recommended care and maintenance instructions. In the event a replacement is required, Homecrest will replace the double layer sling or padded sling with the same (if available) or comparable fabric based on manufacturer's discretion (installation labor not included). Homecrest will pay the warranty freight if within the first year in the Continental United States. Return of product will not be accepted without prior written approval. Double layer slings and padded slings 5 year residential and 2 year commercial warranties are valid on product purchased after March 1, 2017.

**Umbrella Frames | 3 years residential and commercial |** The frame structures of Homecrest Soren, Arbor, and Market umbrellas are covered from structural failures for 3 years of both residential and commercial usage. Warranty includes manufacturer defects to the notch, runner, center pole, and skeleton structure. Warranty DOES NOT INCLUDE damages sustained to these umbrella frames while in any degree of tilt. Homecrest will repair, replace, or provide replacement parts at the manufacturer's discretion. If replacement is required and your original product is no longer manufactured, we will replace it with a similar product. Homecrest will pay the warranty freight if within the first year in the Continental United States. Return of product will not be accepted without prior written approval. This warranty is not valid on umbrella frames purchased prior to September 1, 2020.

**Natural Series Table Tops | 3 years residential and 1 year commercial |** Natural Series table tops are warranted against structural failures, finish cracks, and blisters for 3 years of residential use and 1 year of commercial usage. Failure to properly maintain the table top or store it properly during inclement weather will void the warranty. If the table top fails or the finish cracks or blisters during the warranty period, we will repair, refinish, or replace the top. Homecrest will pay the warranty freight if within the first year in the Continental United States. Return of product will not be accepted without prior written approval.

**Vinyl Straps | 3 years residential and 1 year commercial |** Vinyl strapping is warranted from discoloration or breakage for 3 years of residential use and 1 year of commercial usage. In the unlikely event that the strap significantly discolors or breaks, Homecrest will supply replacement strap (installation labor not included). Glider bearing hangers are warranted against failure for 3 years of residential use and 1 year of commercial usage. In the unlikely event a bearing hanger fails, Homecrest will supply a replacement hanger (installation labor not included).

**Woven | 3 years residential and 1 year commercial |** Homecrest Woven products are covered against fading, cracking, and structural failure for 3 years of residential use and 1 year of commercial usage. If replacement is required and your original product is no longer available, we will replace it with a similar product based on manufacturer's discretion (installation labor not included). Homecrest will pay the warranty freight if within the first year in the Continental United States. Return of product will not be accepted without prior written approval.

**Cushions | 2 years residential and 1 year commercial |** The fabrics used on our cushions are warranted against tearing, discoloration, or excessive fading for 2 years of residential use and 1 year of commercial usage when maintained per the recommended care and maintenance instructions. In the event replacement is required, Homecrest will replace the cushion with the same (if available) or comparable fabric based on manufacturer's discretion (installation labor not included). Homecrest will pay the warranty freight if within the first year in the Continental United States. Return of product will not be accepted without prior written approval.

**Miscellaneous Items | 1 year residential and commercial |** The finish on coiled steel spring rocker mechanisms, plastic parts, flex plates, glides, swivel inserts, and umbrella bases is warranted for 1 year of both residential and commercial usage when maintained per the recommended care and maintenance instructions. Homecrest will repair or replace the product at the manufacturer's discretion. Homecrest will pay the warranty freight if within the first year in the Continental United States. Return of product will not be accepted without prior written approval. If replacement is required and your original product is no longer available, we will replace with a similar product.

**Replacement Program | 1 year residential and commercial |** All slings, cushions, parts, etc. purchased online through shop.homecrest.com or through a retailer carry a 1 year warranty from date of purchase when maintained per the recommended care and maintenance instructions. In the event replacement is required, Homecrest will replace the product with the same (if available) or comparable fabric based on manufacturer's discretion (installation labor not included). Homecrest will pay the warranty freight if within the first year in the Continental United States. Return of product will not be accepted without prior written approval.

## WHAT OUR WARRANTIES DO NOT COVER

These Limited Warranties are restricted to failures resulting only from normal usage and natural weathering and will not cover damage or failure of product attributable to:

- Acts of God, falling objects, fire, explosions, external forces, or any similar physical damage.
- Failure caused by misuse or lack of appropriate care and maintenance of the products (including rust). Refer to the care and maintenance instructions.
- Damage caused by caustic chemicals and/or power washers.
- Products shipped from the previous factory prior to January 1, 2008.
- Glass and acrylic table tops.
- Vinyl furniture covers.
- Showroom samples and factory outlet purchases.
- Normal fading of fabrics, straps, and painted surfaces.
- Bursting and cracking of tubing and extrusion caused by exposure to moisture and freezing temperatures.
- Return freight after one year.
- Salt water exposure—due to the demands of salt air, weekly cleaning and quarterly waxing of painted surfaces must be maintained to prevent finish blisters and corrosion. Failure to carefully follow our care and maintenance instructions will void the warranty.

## CLAIMS PROCEDURE

In the event that a warranty claim file needs to be opened, contact your local Homecrest retailer/commercial dealer to facilitate the process. If a local retailer/commercial dealer is not available, you may also contact Homecrest via our website. Warranty for any refinished or replaced product shall be only for the remainder of the warranty period applicable to the original product. During the warranty process, you may be required to either return the defective merchandise or provide proof of destruction. Working through your local retailer/commercial dealer is highly recommended, when possible. Many of our retailers/commercial dealers can fix and/or handle issues immediately, saving you both time and expense in the warranty process.

## FREIGHT

All Homecrest furniture is delivered to the carrier in factory new condition. Claims for damage or losses that occur during shipping must be noted at the time of delivery and filed with Homecrest. Send written notice of the claimed condition to Homecrest Outdoor Living, LLC, 1250 Homecrest Avenue, Wadena, MN 56482.

# TAKE A DEEPER DIVE

**Looking for more information on Homecrest Outdoor Living?**

Visit the Homecrest modern web experience where you can get more detailed information on products and view additional beauty photography.



Need help visualizing your Homecrest furniture? Visit the Interactive Design Center at [design.homecrest.com](https://design.homecrest.com) to create the look that fits your style!

## CONNECT WITH US

Connect with Homecrest Outdoor Living on social media today to keep up to date with all of our latest product features, trends, beauty photography, and more!

**HOMECREST**  
OUTDOOR LIVING

[www.homecrest.com](https://www.homecrest.com)